

ภาคผนวก จ

สำเนาเอกสารสอบเทียบเครื่องมือวิเคราะห์

List of Instruments Certification for Air & Noise Quality Analysis

No.	Instrument/Equipment	Parameter	Manufacturer	Model/Serial No.	Calibrator	Certification No.	Date of Calibration	Due date of Calibration	Remark
Ambient									
1	Orifice Transfer Standard Calibrator	Total Suspended Particulate (TSP) Particulate Matter < 10 µm (PM ₁₀)	Andersen Instruments, Inc.	G25A 11MX	Tisch Environmental, Inc.	28062022	28 Jun 21	27 Jun 23	-
2	U-Tube Manometer	Total Suspended Particulate (TSP) Particulate Matter < 10 µm (PM ₁₀)	Dwyer	1221-36-W/M -	Technology Promotion Association (Thailand-Japan)	22P800	12 Mar 22	11 Mar 23	-
3	Aneroid Barometer	Total Suspended Particulate (TSP) Particulate Matter < 10 µm (PM ₁₀)	Barigo, Germany	-	Technology Promotion Association (Thailand-Japan)	22P2728	22 Jul 22	21 Jul 23	-
4	Dial Thermo-Hygrometer	Total Suspended Particulate (TSP) Particulate Matter < 10 µm (PM ₁₀)	Barigo, Germany	-	Technology Promotion Association (Thailand-Japan)	22H772	5 Apr 22	4 Apr 23	-
5	Sound Level Calibrator (Acoustic Calibrator)	Calibrate Sound Level Meter	Larson Davis	CAL150 6457	Innovative Instrument Co., Ltd.	22-ACT-370	8 Jun 22	7 Jun 23	-
6	Sound Level Meter	L _{Aeq} 1 hour, L _{Aeq} 24 hours, L _{A90} , L _{Amax} , L _{Adn}	Larson Davis	LxT2 0005398	Innovative Instrument Co., Ltd.	22-ACT-035	21 Jan 22	20 Jan 23	-
7	Sound Level Meter	L _{Aeq} 1 hour, L _{Aeq} 24 hours, L _{A90} , L _{Amax} , L _{Adn}	Larson Davis	LxT2 0005400	Innovative Instrument Co., Ltd.	22-ACT-036	21 Jan 22	20 Jan 23	-
8	Sound Level Meter	L _{Aeq} 1 hour, L _{Aeq} 24 hours, L _{A90} , L _{Amax} , L _{Adn}	Larson Davis	LxT2 0005402	Innovative Instrument Co., Ltd.	22-ACT-103	11 Feb 22	10 Feb 23	-

List of Instruments Certification for Air & Noise Quality Analysis

No.	Instrument/Equipment	Parameter	Manufacturer	Model/Serial No.	Calibrator	Certification No.	Date of Calibration	Due date of Calibration	Remark
Ambient									
1	Orifice Transfer Standard Calibrator	Total Suspended Particulate (TSP) Particulate Matter < 10 µm (PM ₁₀)	Andersen Instruments, Inc.	G25A 11MX	Tisch Environmental, Inc.	28062022	28 Jun 21	27 Jun 23	-
2	U-Tube Manometer	Total Suspended Particulate (TSP) Particulate Matter < 10 µm (PM ₁₀)	Dwyer	1221-36-W/M -	Technology Promotion Association (Thailand-Japan)	22P800	12 Mar 22	11 Mar 23	-
3	Aneroid Barometer	Total Suspended Particulate (TSP) Particulate Matter < 10 µm (PM ₁₀)	Barigo, Germany	-	Technology Promotion Association (Thailand-Japan)	22P2728	22 Jul 22	21 Jul 23	-
4	Dial Thermo-Hygrometer	Total Suspended Particulate (TSP) Particulate Matter < 10 µm (PM ₁₀)	Barigo, Germany	-	Technology Promotion Association (Thailand-Japan)	22H772	5 Apr 22	4 Apr 23	-
5	Sound Level Calibrator (Acoustic Calibrator)	Calibrate Sound Level Meter	Larson Davis	CAL150 6457	Innovative Instrument Co., Ltd.	22-ACT-370	8 Jun 22	7 Jun 23	-
6	Sound Level Meter	L _{Aeq 1 hour} , L _{Aeq 24 hours} , L _{A90} , L _{Amax} , L _{Adn}	Larson Davis	LxT2 0005398	Innovative Instrument Co., Ltd.	22-ACT-035	21 Jan 22	20 Jan 23	-
7	Sound Level Meter	L _{Aeq 1 hour} , L _{Aeq 24 hours} , L _{A90} , L _{Amax} , L _{Adn}	Larson Davis	LxT2 0005400	Innovative Instrument Co., Ltd.	22-ACT-036	21 Jan 22	20 Jan 23	-
8	Sound Level Meter	L _{Aeq 1 hour} , L _{Aeq 24 hours} , L _{A90} , L _{Amax} , L _{Adn}	Larson Davis	LxT2 0005402	Innovative Instrument Co., Ltd.	22-ACT-103	11 Feb 22	10 Feb 23	-

RECALIBRATION
DUE DATE:
June 28, 2022

Certificate of Calibration

Calibration Certification Information			
Cal. Date: June 28, 2021	Rootmeter S/N: 438320	Ta: 297 °K	
Operator: Jim Tisch		Pa: 753.6 mm Hg	
Calibration Model #: G25A	Calibrator S/N: 11MX		

Run	Vol. Init (m3)	Vol. Final (m3)	ΔVol. (m3)	ΔTime (min)	ΔP (mm Hg)	ΔH (in H2O)
1	1	2	1	1.3910	3.3	2.00
2	3	4	1	0.9890	6.4	4.00
3	5	6	1	0.8850	8.0	5.00
4	7	8	1	0.8430	9.0	5.50
5	9	10	1	0.6970	12.9	8.00

Data Tabulation					
Vstd (m3)	Qstd (x-axis)	$\sqrt{\Delta H \left(\frac{Pa}{Pstd} \right) \left(\frac{Tstd}{Ta} \right)}$ (y-axis)	Va	Qa (x-axis)	$\sqrt{\Delta H \left(\frac{Ta}{Pa} \right)}$ (y-axis)
0.9906	0.7121	1.4106	0.9956	0.7158	0.8878
0.9865	0.9975	1.9949	0.9915	1.0025	1.2555
0.9844	1.1123	2.2304	0.9894	1.1179	1.4037
0.9831	1.1661	2.3393	0.9881	1.1721	1.4723
0.9779	1.4030	2.8213	0.9829	1.4102	1.7756
QSTD	m=	2.04215	QA	m=	1.27876
	b=	-0.04258		b=	-0.02680
	r=	1.00000		r=	1.00000

Calculations			
Vstd=	$\Delta Vol / ((Pa - \Delta P) / Pstd) (Tstd / Ta)$	Va=	$\Delta Vol / ((Pa - \Delta P) / Pa)$
Qstd=	Vstd / ΔTime	Qa=	Va / ΔTime
For subsequent flow rate calculations:			
Qstd=	$1/m \left(\left(\sqrt{\Delta H \left(\frac{Pa}{Pstd} \right) \left(\frac{Tstd}{Ta} \right)} \right) - b \right)$	Qa=	$1/m \left(\left(\sqrt{\Delta H \left(\frac{Ta}{Pa} \right)} \right) - b \right)$

Standard Conditions	
Tstd:	298.15 °K
Pstd:	760 mm Hg
Key	
ΔH:	calibrator manometer reading (in H2O)
ΔP:	rootmeter manometer reading (mm Hg)
Ta:	actual absolute temperature (°K)
Pa:	actual barometric pressure (mm Hg)
b:	intercept
m:	slope

RECALIBRATION
US EPA recommends annual recalibration per 1998 40 Code of Federal Regulations Part 50 to 51, Appendix B to Part 50, Reference Method for the Determination of Suspended Particulate Matter in the Atmosphere, 9.2.17, page 30

Tisch Environmental, Inc.
145 South Miami Avenue
Village of Cleves, OH 45002

www.tisch-env.com
TOLL FREE: (877)263-7610
FAX: (513)467-9009

เอกสารไม่ควบคุม



TECHNOLOGY PROMOTION ASSOCIATION (THAILAND-JAPAN)
CORPORATE SERVICES 3: EQUIPMENT CALIBRATION AND TESTING SERVICES
534/4 PATTANAKARN ROAD SOI 18, SUANLUANG, SUANLUANG, BANGKOK 10250
TEL. 0-2717-3000-24 FAX. 0-2719-9484

Certificate of Calibration

Certificate No. : 22P800
Page : 1 of 2

Equipment : U-Tube Manometer
Manufacturer: Dwyer
Model : 1221-36-W/M
Serial No.: -
ID No.: UAE.EFM.022/2560

Condition As-Received: Used Item
Received Date: 03 March 2022
Calibration Date: 12 March 2022

Reference: 2203-0131WSC
Ambient Temperature: (23 ± 2) °C
Relative Humidity: (50 ± 15) %
Atmospheric Pressure: 1010 mbar

Submitted by: United Analyst and Engineering Consultant Co.,Ltd.
81 Soi Udomsuk 41, Sukhumvit Road, Bangchak, Phrakhanong, Bangkok 10260

Condition of this result of calibration

1. Reference standards instruments :

Instrument	Model	Serial No.	Certificate No.	Due Date
1) Pressure Calibrator	PC106P	1189	MP-0110-21	09 Aug 2022

- This result of calibration was made on requested at the point specified by customer.
- Scale and conversion factor is 1 kPa = 4.0146293 inH₂O
- This instrument was used clean air as pressure media.
- This instrument was calibrated by applied pressure to high-port (+) side and low-port (-) side open to atmospheric pressure.
- This instrument was installed in vertical orientation and top of the pressure port was used as the reference level.
- The certificate is valid only to the item calibrated on date and place of calibration.
- This Certification is traceable to the International System of Unit maintained at:-
-National Institute of Metrology Thailand (NIMT)

Calibrated by : Suwit Aussarree
Issue Date : 14 March 2022

Approved Signatory : Attapol P.
[] Phalinee Prabpaipal
[] Sura Suwannasri
[x] Attapol Panurach

เอกสารไม่ควบคุม

B 0282413



Cert.No.: 22P800
Page: 2 of 2

Result of calibration:- Without adjustment

Range : 0 inH₂O to 36 inH₂O

Function:- Pressure Measurement
Increasing Pressure

Scale Interval : 0.1 inH₂O (The Fifth Estimate)

UUC Indication				
Applied Pressure	High-port side	Low-port side	ΔP	Error
(inH ₂ O)	(inH ₂ O)	(inH ₂ O)	(inH ₂ O)	(inH ₂ O)
0.00	0.00	0.00	0.00	0.00
2.00	1.00	-1.00	2.00	0.00
4.00	2.00	-2.00	4.00	0.00
6.00	3.00	-3.00	6.00	0.00
8.00	4.00	-4.00	8.00	0.00
10.00	5.00	-5.02	10.02	0.02
12.00	6.00	-6.02	12.02	0.02
14.00	7.00	-7.04	14.04	0.04
16.00	8.00	-8.04	16.04	0.04
18.00	9.00	-9.04	18.04	0.04
20.00	10.00	-10.04	20.04	0.04
22.00	11.00	-11.02	22.02	0.02
24.00	12.00	-12.02	24.02	0.02
26.00	13.00	-13.02	26.02	0.02
28.00	14.00	-14.04	28.04	0.04
30.00	15.00	-15.04	30.04	0.04
32.00	16.00	-16.04	32.04	0.04
34.00	16.98	-17.06	34.04	0.04
35.80	17.98	-18.00	35.98	0.18

The uncertainty of measurement was ± 0.11 inH₂O

* UUC = Unit Under Calibration

* ΔP = High-port side - Low-port side

The reported uncertainty of measurement was based on a standard uncertainty multiplied by a coverage factor $k = 2$, providing a level of confidence of approximately 95 %.

-oOo-

เอกสารไม่ควบคุม
a 1099526



TECHNOLOGY PROMOTION ASSOCIATION (THAILAND-JAPAN)
CORPORATE SERVICES 3: EQUIPMENT CALIBRATION AND TESTING SERVICES
534/4 PATTANAKARN ROAD SOI 18, SUANLUANG, SUANLUANG, BANGKOK 10250
TEL. 0-2717-3000-24 FAX. 0-2719-9484



Certificate of Calibration

Certificate No. : 22P2728
Page : 1 of 2

Equipment : Aneroid Barometer
Manufacturer : Barigo
Model : -
Serial No. : -
ID No. : UAE.ANV.152/2550

Condition As-Received: Used Item

Received Date: 20 July 2022

Calibration Date: 22 July 2022

Reference: 2207-0584WSC

Submitted by: United Analyst and Engineering Consultant Co.,Ltd.

Ambient Temperature: (23 \pm 2) °C

Relative Humidity: (50 \pm 15) %

Atmospheric Pressure: 1010 mbar

81 Soi Udomsuk 41, Sukhumvit Road, Bangchak,
Phrakhanong, Bangkok 10260

Procedure used: The calibration was conducted by direct comparison method against Pressure Measuring Instruments Standard according to in-house calibration procedure CP-P10, using " DKD-R 6-1 ; Calibration of Pressure Gauges, Edition 03/2014 " as a guidelines.

Condition of this result of calibration

1.Reference standards instruments :

Instrument	Model	Serial No.	Certificate No.	Due Date
1) Standard Barometer	DPI142	1422505046	MP-0076-22	02 May 2023

2.This instrument was installed in vertical orientation and center of the dial was used as the reference level.

3.This result of calibration was made on requested at the point specified by customer.

4.This result of calibration instrument was in absolute pressure.

5.This instrument was used clean air as pressure media.

6.The certificate is valid only to the item calibrated on date and place of calibration.

7.This Certification is traceable to the International System of Unit maintained at:-

-National Institute of Metrology Thailand (NIMT)

Calibrated by : Suwit Aussarree
Issue Date : 25 July 2022

Approved Signatory : Attapol P.
[] Phalinee Prabpaipal
[] Sura Suwannasri
[x] Attapol Panurach

เอกสารไม่ควบคุม
B 0293209



Cert.No.: 22P2728
Page: 2 of 2

Result of calibration:- Without adjustment

Range : 960 hPa to 1030 hPa

Function:- Absolute Pressure Measurement

Scale Interval : 1 hPa (The Fifth Estimate)

Increasing Pressure

Applied Pressure (hPa)	956.27	967.46	978.89	989.56	999.85	1009.89	1020.55	1031.06
UUC* Indication (hPa)	960.0	970.0	980.0	990.0	1000.0	1010.0	1020.0	1030.0
Error (hPa)	3.73	2.54	1.11	0.44	0.15	0.11	-0.55	-1.06

Decreasing Pressure

Applied Pressure (hPa)	1031.19	1020.73	1009.91	999.92	989.72	979.13	967.71	956.64
UUC* Indication (hPa)	1030.0	1020.0	1010.0	1000.0	990.0	980.0	970.0	960.0
Error (hPa)	-1.19	-0.73	0.09	0.08	0.28	0.87	2.29	3.36

The uncertainty of measurement was ± 0.30 hPa

* UUC = Unit Under Calibration

The reported uncertainty of measurement was based on a standard uncertainty multiplied by a coverage factor $k = 2$, providing a level of confidence of approximately 95 %.

-o0o-

เอกสารไม่ควบคุม
a 1118529



TECHNOLOGY PROMOTION ASSOCIATION (THAILAND-JAPAN)
CORPORATE SERVICES 3: EQUIPMENT CALIBRATION AND TESTING SERVICES
534/4 PATTANAKARN ROAD SOI 18, SUANLUANG, SUANLUANG, BANGKOK 10250
TEL. 0-2717-3000-24 FAX. 0-2719-9484



Certificate of Calibration

Certificate No. : 22H772
Page : 1 of 2

Equipment : Dial Thermo-Hygrometer

Manufacturer: Barigo

Model : -

Serial No.: -

ID No.: UAE.ANV.001/2548

Condition As-Received: Used Item

Received Date: 30 March 2022

Calibration Date: 01 April 2022
to 05 April 2022
2203-1124WSC

Reference: (25 \pm 3) °C

Ambient Temperature: (50 \pm 20) %

Relative Humidity: (50 \pm 20) %

Submitted by: United Analyst and Engineering Consultant Co.,Ltd.

81 Soi Udumsuk 41, Sukhumvit Road, Bangchak,
Phrakhanong, Bangkok 10260

Procedure used: Calibration were conducted using in-house calibration procedure CP-H02 according to comparison with standard chilled mirror sensor for humidity measurement function and comparison with standard temperature probe for temperature measurement function into humidity / temperature chamber.

Condition of this result of calibration

1.Reference standards instruments :

Instrument	Model	Serial No.	Certificate No.	Due Date
1) Standard Chilled Mirror Hygrometer Sensor	Dew Prime II	31863	19714	17 Sep 2022
2) Standard Humidity/Temperature Meter	400	10203027	TH-0063-21	01 Jul 2022

2.The certificate is valid only to the item calibrated on date and place of calibration.

3.This Certification is traceable to the International System of Unit maintained at:-

- National Institute of Standards and Technology (NIST) , The United States of America
- National Institute of Metrology Thailand (NIMT)

Calibrated by : Somchai Dumwor
Issue Date : 08 April 2022

Approved Signatory : 

[✓] Chakrit Waewanjua

[] Pornthippa Tameyakul

[] Viporn Tantiyawutti

เอกสารไม่ควบคุม
B 0285424



Cert. No.: 22H772
Page.: 2 of 2

Result of Calibration:-

Function: Humidity measurement. Without Adjustment

Reference Temperature	Standard Humidity	UUC* Reading	Error	Uncertainty of Measurement
(°C)	(%R.H.)	(%R.H.)	(%R.H.)	(±%R.H.)
25.0	40.1	40	-0.1	1.6
25.0	60.0	60	0.0	1.8
25.0	80.0	76	-4.0	2.0

Result of Calibration:-

Function: Temperature measurement. Without Adjustment

Standard Temperature	UUC* Reading	Error	Uncertainty of Measurement
(°C)	(°C)	(°C)	(±°C)
20.02	21.5	1.48	0.72
29.98	30.0	0.02	0.72
40.03	39.5	-0.53	0.72

UUC* : Unit Under Calibration

The reported uncertainty of measurement was base on standard uncertainty multiplied by coverage factor k = 2.00, providing confidence level approximately 95%.

-o0o-

[Signature]

เอกสารไม่ควบคุม
a 1104140

INNOVATIVE INSTRUMENT CALIBRATION LAB
INNOVATIVE INSTRUMENT CO., LTD. HEAD OFFICE
7/139 MOO 13, SOI SUNTINAKORN 11 TAMBON BANG KAE0.
AMPHOE BANG PHLI SAMUT PRAKAN PROVINCE 10540 THAILAND
TEL: (6690-2116-5860-1 FAX: (6690-2116-7140



Page 1 of 2.

Certificate of Calibration

Customer

Name : UNITED ANALYST AND ENGINEERING CONSULTANT
CO.,LTD.
Address : 81 Soi Udomsuk 41, Sukhumvit Road, Bangchak,
Prakanong, Bangkok 10260

Certificate No : 22-ACT-370
Request No : Req-2022-0839

Unit Under Calibration Details

Measurement item : Acoustic Calibrator Class : 2
Manufacturer : LASON DAVIS Range : 94 , 114 dB / 1000 Hz
Model : CAL150 Intrument Status : Used
Serial Number : 6457
ID : UAE.EFM.055/2564

Calibration Environment and Details

Temperature : (23 ±2 °C)
Humidity : (50 ± 20 %RH)
Barometric Pressure : (1013 ±10.0 hPa)
Received Date : 10 May 2022
Calibration Date : 8 June 2022
Location of Calibration : LAB 1 Acoustic
Calibration Procedure : In-house method CP-ACT-02 based on IEC 60942:2017 Electroacoustics - Sound calibrators

Reference Standard	Model	Serial Number	Traceable	Due Calibration
Sound Calibrator	SV 35A	58079	EEL	31 May 2023
THD Multimeter	2015	1047765	NIMT	2 February 2023

Traceability : This certificate provides traceability of measurement to recognized national standard, and to the realization of the international System of Units (SI).

Note

The reported uncertainty is based on standard uncertainty multiplied by the Coverage Factor k=2, providing a level of confidence approximately 95 %.

Calibrated By : *[Signature]*
Mr. Noppadon Luangart
Service Calibration Engineer

Approved By : *[Signature]*
Mr. Pacit Mathavorn
Calibration Engineer Supervisor

Issue Date : 8 June 2022

The results related only to the item calibrated. The certificate shall not be reproduced except in full, without written approval of the Innovative Instrument Co., Ltd.

เอกสารไม่ควบคุม
1104140/07/19

Certificate No : 22-ACT-370
 Request No : Req-2022-0839

Sound pressure level

Calibration Results : Without Adjustment

Calibration Range (dB)	Without Adjustment (dB)		Adjustment (dB)		Uncertainty (± dB)	Acceptance limit Class 2 (± dB)
	Measured	Error	Measured	Error		
94 dB / 1000 Hz	93.86	-0.14	-	-	0.11	0.40
114 dB / 1000 Hz	113.92	-0.08	-	-	0.11	0.40

Frequency of Sound pressure level

Calibration Range (Hz)	Without Adjustment		Adjustment		Uncertainty (± %)	Acceptance limit Class 2 (± %)
	Measured (Hz)	Error (%)	Measured (Hz)	Error (%)		
94 dB / 1000 Hz	1000.00	0.00	-	-	0.10	1.7
114 dB / 1000 Hz	1000.00	0.00	-	-	0.10	1.7

Total Harmonic Distortion plus Noise of Sound pressure level (THD+N %)

Calibration Range (Hz)	Without Adjustment	Adjustment	Uncertainty (± %)	Acceptance limit Class 2 (± %)
	Measured (%)	Measured (%)		
94 dB / 1000 Hz	0.14	-	0.40	3.0
114 dB / 1000 Hz	0.29	-	0.40	3.0

Note :

- Acceptance limit was IEC60942:2017 Class 1
- The calibration results exclude the calibrator pressure correction
- The calibration results exclude the microphone volume correction

End of Calibration

Certificate of Calibration

Customer

Name : UNITED ANALYST AND ENGINEERING CONSULTANT CO.,LTD. Certificate No : 22-ACT-035
 Address : 81 Soi Udomsuk 41, Sukhumvit Road, Bangchak, Prakanong, Bangkok Request No : Req-2022-0094
 10260

Unit Under Calibration Details

Measurement item : Sound Level Meter Microphone Class : 2
 Manufacturer : LARSON DAVIS Microphone Model : 375A04
 Model : LXT2 Microphone S/N : 328675
 Serial Number : 0005398 Preamplifier Model : PRMLxT2C
 ID : UAE.EFM.035/2564 Preamplifier S/N : 073793
 Resolution : 0.1 dB Intrument Status : Used

Calibration Environment and Details


Temperature : 23 °C ± 2 °C
 Humidity : 50 %RH ± 20 %RH
 Barometric Pressure : 1013 hPa ± 10 hPa
 Received Date : 14 January 2022
 Calibrated Date : 21 January 2022
 Calibration Procedure : In-house method CP-SLM-01 based on IEC 61672-3 : 2013 Electroacoustics - Sound level meters - Part 3: Periodic tests
 Location of Calibration : Lab Acoustic


Reference Standard

Instrument	Brand	Model	SN.	Due calibration	Traceability
Standard Microphone	GRAS	40AN	188273	15 September 2022	GRAS
Multifrequency Calibrator	Quest	Quest-cal	EFA000234	14 June 2022	TSI
Audio Generator	Svantek	Svan401	131	18 October 2022	WK Electric

Note

The reported uncertainty is based on standard uncertainty multiplied by the Coverage Factor $k = 2$, providing a level of confidence approximately 95 %.

Calibrated By : 
 Mr. Noppadon Luangart
 Calibration Officer

Approved By : 
 Mr. Pacit Mathavorn
 Calibration Engineer Supervisor
 Issue Date : 21 January 2022

Certificate No : 22-ACT-035
 Request No : Req-2022-0094

1. Indication at the calibration check frequency

UUC Setting	Nominal	Before Adjust		Adjust		UNCERTAINTY (\pm dB)	Acceptance Limit (\pm dB)
FAST / A / 37-139	Level	UUC	ERR	UUC	ERR		
Calibrator Setting	(dB)	(dB)	(dB)	(dB)	(dB)		
1000 Hz 114.00 dB	113.85	114.0	+0.15	113.9	0.05	0.20	0.3

Note : Absolute sensitivity was established by the use of Sound Calibrator Brand SVANTEK, Model SV 35A, SN.58079

2. Self-generated noise, Microphone installed

UUC Setting	Measured	UNCERTAINTY
FAST / 37-139		
UUC Weighting	(dB)	(\pm dB)
A	28.1	0.10

3. Self-generated noise, Microphone replaced by the electrical input signal device

UUC Setting	Measured	UNCERTAINTY
FAST / 37-139		
UUC Weighting	(dB)	(\pm dB)
A	27.9	0.10
C	27.3	0.10
Z	31.9	0.10

4. Acoustic signal test of frequency weightings (Without Windscreen)

UUC Setting	Deviation from various Frequency Weighting Response curve			UNCERTAINTY (\pm dB)	Acceptance Limit (\pm dB)
	A	C	Z		
FAST / 37-139	(dB)	(dB)	(dB)		
STD Setting	(dB)	(dB)	(dB)		
125 Hz	0.0	0.0	0.0	0.50	2.0
1000 Hz	0.0	0.0	0.0	0.60	1.0
4000 Hz	0.4	0.3	0.3	0.60	3.0
8000 Hz	-0.1	-0.2	-0.1	0.70	5.0

Certificate No : 22-ACT-035
 Request No : Req-2022-0094

5. Electrical signal test of frequency weightings, Weighting network response with relative to 1 kHz

UUC Setting	Deviation from various Frequency Weighting Response curve			UNCERTAINTY (\pm dB)	Acceptance Limit (\pm dB)
FAST / 37-139	A (dB)	C (dB)	Z (dB)		
STD Setting	(dB)	(dB)	(dB)		
63 Hz	-0.2	-0.1	-0.1	0.2	2.0
125 Hz	-0.1	0.0	-0.1		1.5
250 Hz	-0.1	0.0	-0.1		1.5
500 Hz	-0.1	0.0	-0.1		1.5
1000 Hz	0.0	0.0	0.0		1.0
2000 Hz	0.0	0.0	0.0		2.0
4000 Hz	0.0	0.0	0.0		3.0
8000 Hz	-0.1	-0.1	0.0		5
16000 Hz	-0.1	-0.1	-0.1		+5, -INF.

6. Frequency and time weightings at 1kHz

UUC Setting	STD	Measured		UNCERTAINTY (\pm dB)	Acceptance Limit (\pm dB)
FAST / 37-139	REF	UUC	ERR		
UUC Weighting	(dB)	(dB)	(dB)		
A	114.00	114.0	0.0	0.2	0.2
C	114.00	114.0	0.0		0.2
Z	114.00	114.0	0.0		0.2

UUC Setting	STD	Measured		UNCERTAINTY (\pm dB)	Acceptance Limit (\pm dB)
37-139 / A	REF	UUC	ERR		
UUC Time Response	(dB)	(dB)	(dB)		
Fast	114.00	114.0	0.0	0.2	0.1
Slow	114.00	114.0	0.0		0.1
Leq	114.00	114.0	0.0		0.1

Certificate No : 22-ACT-035
 Request No : Req-2022-0094

7. Long Term Stability

UUC Setting	Measured	UNCERTAINTY (± dB)	Acceptance Limit (± dB)
FAST / A / 37-139	UUC		
STD Setting	(dB)		
Initial	114.0		
Final	114.0		
Deviated	0.0	0.1	0.3

8. Level linearity on the reference level range

UUC Setting	Anticipated	Deviation		UNCERTAINTY (± dB)	Acceptance Limit (± dB)
FAST / A / 37-139	REF	UUC	ERR		
STD dB	(dB)	(dB)	(dB)		
139.00	139	139.0	0.0	0.3	1.1
134.00	134	134.0	0.0		1.1
129.00	129	129.0	0.0		1.1
124.00	124	124.0	0.0		1.1
119.00	119	119.0	0.0		1.1
114.00	114	114.0	0.0		1.1
109.00	109	109.0	0.0		1.1
104.00	104	104.0	0.0		1.1
99.00	99	99.0	0.0		1.1
94.00	94	93.9	-0.1		1.1
89.00	89	88.9	-0.1		1.1
84.00	84	83.9	-0.1		1.1
79.00	79	78.9	-0.1		1.1
74.00	74	73.9	-0.1		1.1
69.00	69	69.0	0.0		1.1
64.00	64	63.9	-0.1		1.1
59.00	59	59.0	0.0		1.1
54.00	54	54.0	0.0		1.1
49.00	49	49.0	0.0		0.8
44.00	44	44.1	0.1		1.1
39.00	39	39.3	0.3		1.1
38.00	38	38.3	0.3		1.1
37.00	37	37.5	0.5		1.1

Certificate No : 22-ACT-035
 Request No : Req-2022-0094

9. Level linearity including the level range control

UUC Setting	STD	Measured		UNCERTAINTY (± dB)	Acceptance Limit (± dB)
FAST / A	REF	UUC	ERR		
UUC Range	(dB)	(dB)	(dB)		
37-139	43.2	43.4	0.2	0.3	1.1
	114	114.0	0.0		1.1

10. Tone burst response

UUC Setting	STD	Anticipated	Measured		UNCERTAINTY (± dB)	Acceptance Limit (± dB)
A / 37-139	Toneburst	Ref	UUC	ERR		
UUC Time Response	(ms)	(dB)	(dB)	(dB)		
Fast	200	135.0	135.0	0.0	0.3	1
	2	118.0	117.9	-0.1		+1.0, -2.5
	0.25	109.0	108.7	-0.3		+1.5, -5.0
Slow	200	128.6	128.5	-0.1		1
	2	109.0	108.9	-0.1		+1.0, -5.0
SEL	200	129.0	129.0	0.0		1
	2	109.0	109.1	+0.1		+1.0, -2.5
	0.25	100.0	99.9	-0.1		+1.5, -5.0

11. Peak C Sound level

UUC Setting	Anticipated	Measured		UNCERTAINTY (± dB)	Acceptance Limit (± dB)
FAST / C / 95-142	REF	UUC	ERR		
STD Setting	(dB)	(dB)	(dB)		
Complete cycle	137.4	136.8	-0.60	0.2	3.0
Positive half cycle	136.4	136.1	-0.30		2.0
Negative half cycle	136.4	136.1	-0.30		2.0

Certificate No : 22-ACT-035

Request No : Req-2022-0094

12. Overload indication

UUC Setting	Measured	UNCERTAINTY (± dB)	Acceptance Limit
FAST / A / 37-139	UUC		(± dB)
STD Setting	(dB)		
Positive one-half cycle	142.3		
Negative one-half cycle	142.0		
Deviated	0.3	0.2	1.5

13. High Level Stability

UUC Setting	Measured	UNCERTAINTY (± dB)	Acceptance Limit
FAST / A / 37-139	UUC		(± dB)
STD Setting	(dB)		
Initial	138.0		
Final	138.0		
Deviated	0.0	0.1	0.3

End of Certificate

Certificate of Calibration

Customer

Name : UNITED ANALYST AND ENGINEERING CONSULTANT CO.,LTD.
Address : 81 Soi Udomsuk 41, Sukhumvit Road, Bangchak, Prakanong, Bangkok
10260

Certificate No : 22-ACT-036

Request No : Req-2022-0095

Unit Under Calibration Details

Measurement item : Sound Level Meter
Microphone Class : 2
Manufacturer : LARSON DAVIS
Microphone Model : 375A04
Model : LxT2
Microphone S/N : 328676
Serial Number : 0005400
Preamplifier Model : PRMLxT2C
ID : UAE.EFM.037/2564
Preamplifier S/N : 073803
Resolution : 0.1 dB
Intrument Status : Used

Calibration Environment and Details


Temperature : 23 °C ± 2 °C
Humidity : 50 %RH ± 20 %RH
Barometric Pressure : 1013 hPa ± 10 hPa
Received Date : 14 January 2022
Calibrated Date : 21 January 2022
Calibration Procedure : In-house method CP-SLM-01 based on IEC 61672-3 : 2013 Electroacoustics - Sound level meters - Part 3: Periodic tests
Location of Calibration : Lab Acoustic


Reference Standard

Instrument	Brand	Model	SN.	Due calibration	Traceability
Standard Microphone	GRAS	40AN	188273	15 September 2022	GRAS
Multifrequency Calibrator	Quest	Quest-cal	EFA000234	14 June 2022	TSI
Audio Generator	Svantek	Svan401	131	18 October 2022	WK Electric

Note

The reported uncertainty is based on standard uncertainty multiplied by the Coverage Factor $k = 2$, providing a level of confidence approximately 95 %.

Calibrated By : 
Mr. Noppadon Luangart
Calibration Officer

Approved By : 
Mr. Pacit Mathavorn
Calibration Engineer Supervisor
Issue Date : 21 January 2022

Certificate No : 22-ACT-036

Request No : Req-2022-0095

1. Indication at the calibration check frequency

UUC Setting	Nominal	Before Adjust		Adjust		UNCERTAINTY (± dB)	Acceptance Limit (± dB)
FAST / A / 37-139	Level	UUC	ERR	UUC	ERR		
Calibrator Setting	(dB)	(dB)	(dB)	(dB)	(dB)		
1000 Hz 114.00 dB	113.85	113.9	+0.05	113.9	0.05	0.20	0.3

Note : Absolute sensitivity was established by the use of Sound Calibrator Brand SVANTEK, Model SV 35A, SN.58079

2. Self-generated noise, Microphone installed

UUC Setting	Measured	UNCERTAINTY
FAST / 37-139		
UUC Weighting	(dB)	(± dB)
A	29.0	0.10

3. Self-generated noise, Microphone replaced by the electrical input signal device

UUC Setting	Measured	UNCERTAINTY
FAST / 37-139		
UUC Weighting	(dB)	(± dB)
A	28.8	0.10
C	28.2	0.10
Z	32.9	0.10

4. Acoustic signal test of frequency weightings (Without Windscreen)

UUC Setting	Deviation from various Frequency Weighting Response curve			UNCERTAINTY (± dB)	Acceptance Limit (± dB)
	A	C	Z		
FAST / 37-139	(dB)	(dB)	(dB)		
STD Setting	(dB)	(dB)	(dB)		
125 Hz	-0.1	0.1	0.0	0.50	2.0
1000 Hz	0.0	0.0	0.0	0.60	1.0
4000 Hz	0.5	0.5	0.6	0.60	3.0
8000 Hz	0.4	0.4	0.5	0.70	5.0

Certificate No : 22-ACT-036

Request No : Req-2022-0095

5. Electrical signal test of frequency weightings, Weighting network response with relative to 1 kHz

UUC Setting	Deviation from various Frequency Weighting Response curve			UNCERTAINTY (± dB)	Acceptance Limit (± dB)
FAST / 37-139	A (dB)	C (dB)	Z (dB)		
STD Setting	(dB)	(dB)	(dB)		
63 Hz	-0.2	-0.1	0.0	0.2	2.0
125 Hz	-0.1	0.0	0.0		1.5
250 Hz	-0.1	0.0	0.0		1.5
500 Hz	-0.1	0.0	0.0		1.5
1000 Hz	0.0	0.0	0.0		1.0
2000 Hz	0.0	0.0	0.0		2.0
4000 Hz	0.0	0.0	0.0		3.0
8000 Hz	-0.1	0.0	0.0		5
16000 Hz	-0.1	-0.1	0.0		+5, -INF.

6. Frequency and time weightings at 1kHz

UUC Setting	STD	Measured		UNCERTAINTY (± dB)	Acceptance Limit (± dB)
FAST / 37-139	REF	UUC	ERR		
UUC Weighting	(dB)	(dB)	(dB)		
A	114.00	114.0	0.0	0.2	0.2
C	114.00	114.0	0.0		0.2
Z	114.00	114.0	0.0		0.2

UUC Setting	STD	Measured		UNCERTAINTY (± dB)	Acceptance Limit (± dB)
37-139 / A	REF	UUC	ERR		
UUC Time Response	(dB)	(dB)	(dB)		
Fast	114.00	114.0	0.0	0.2	0.1
Slow	114.00	114.0	0.0		0.1
Leq	114.00	114.0	0.0		0.1

Certificate No : 22-ACT-036
 Request No : Req-2022-0095

7. Long Term Stability

UUC Setting	Measured	UNCERTAINTY (± dB)	Acceptance Limit (± dB)
FAST / A / 37-139	UUC		
STD Setting	(dB)		
Initial	114.0		
Final	114.0		
Deviated	0.0	0.1	0.3

8. Level linearity on the reference level range

UUC Setting	Anticipated	Deviation		UNCERTAINTY (± dB)	Acceptance Limit (± dB)
FAST / A / 37-139	REF	UUC	ERR		
STD dB	(dB)	(dB)	(dB)		
139.00	139	139.0	0.0	0.3	1.1
134.00	134	134.0	0.0		1.1
129.00	129	129.0	0.0		1.1
124.00	124	124.0	0.0		1.1
119.00	119	119.0	0.0		1.1
114.00	114	114.0	0.0		1.1
109.00	109	109.0	0.0		1.1
104.00	104	104.0	0.0		1.1
99.00	99	99.0	0.0		1.1
94.00	94	93.9	-0.1		1.1
89.00	89	88.9	-0.1		1.1
84.00	84	83.9	-0.1		1.1
79.00	79	78.9	-0.1		1.1
74.00	74	73.9	-0.1		1.1
69.00	69	69.0	0.0		1.1
64.00	64	63.9	-0.1		1.1
59.00	59	59.0	0.0		1.1
54.00	54	54.0	0.0		1.1
49.00	49	49.0	0.0		0.8
44.00	44	44.1	0.1		1.1
39.00	39	39.3	0.3		1.1
38.00	38	38.3	0.3		1.1
37.00	37	37.5	0.5		1.1

Certificate No : 22-ACT-036
 Request No : Req-2022-0095

9. Level linearity including the level range control

UUC Setting	STD	Measured		UNCERTAINTY (± dB)	Acceptance Limit (± dB)
FAST / A	REF	UUC	ERR		
UUC Range	(dB)	(dB)	(dB)		
37-139	42.9	43.2	0.3	0.3	1.1
	114	114.0	0.0		1.1

10. Tone burst response

UUC Setting	STD	Anticipated	Measured		UNCERTAINTY (± dB)	Acceptance Limit (± dB)
A / 37-139	Toneburst	Ref	UUC	ERR		
UUC Time Response	(ms)	(dB)	(dB)	(dB)		
Fast	200	135.0	135.0	0.0	0.3	1
	2	118.0	117.8	-0.2		+1.0, -2.5
	0.25	109.0	108.8	-0.2		+1.5, -5.0
Slow	200	128.6	128.5	-0.1		1
	2	109.0	108.8	-0.2		+1.0, -5.0
SEL	200	129.0	129.0	0.0		1
	2	109.0	109.0	0.0		+1.0, -2.5
	0.25	100.0	99.9	-0.1		+1.5, -5.0

11. Peak C Sound level

UUC Setting	Anticipated	Measured		UNCERTAINTY (± dB)	Acceptance Limit (± dB)
FAST / C / 95-142	REF	UUC	ERR		
STD Setting	(dB)	(dB)	(dB)		
Complete cycle	137.4	136.9	-0.50	0.2	3.0
Positive half cycle	136.4	136.2	-0.20		2.0
Negative half cycle	136.4	136.2	-0.20		2.0

Certificate No : 22-ACT-036

Request No : Req-2022-0095

12. Overload indication

UUC Setting	Measured	UNCERTAINTY (± dB)	Acceptance Limit
FAST / A / 37-139	UUC		(± dB)
STD Setting	(dB)		
Positive one-half cycle	142.1		
Negative one-half cycle	141.9		
Deviated	0.2	0.2	1.5

13. High Level Stability

UUC Setting	Measured	UNCERTAINTY (± dB)	Acceptance Limit
FAST / A / 37-139	UUC		(± dB)
STD Setting	(dB)		
Initial	138.0		
Final	138.0		
Deviated	0.0	0.1	0.3

End of Certificate

Certificate of Calibration

Customer

Name : UNITED ANALYST AND ENGINEERING CONSULTANT CO.,LTD.
Address : 81 Soi Udomsuk 41, Sukhumvit Road, Bangchak, Prakanong, Bangkok
10260

Certificate No : 22-ACT-036

Request No : Req-2022-0095

Unit Under Calibration Details

Measurement item : Sound Level Meter
Microphone Class : 2
Manufacturer : LARSON DAVIS
Microphone Model : 375A04
Model : LxT2
Microphone S/N : 328676
Serial Number : 0005400
Preamplifier Model : PRMLxT2C
ID : UAE.EFM.037/2564
Preamplifier S/N : 073803
Resolution : 0.1 dB
Instrument Status : Used

Calibration Environment and Details


Temperature : 23 °C ± 2 °C
Humidity : 50 %RH ± 20 %RH
Barometric Pressure : 1013 hPa ± 10 hPa
Received Date : 14 January 2022
Calibrated Date : 21 January 2022
Calibration Procedure : In-house method CP-SLM-01 based on IEC 61672-3 : 2013 Electroacoustics - Sound level meters - Part 3: Periodic tests
Location of Calibration : Lab Acoustic


Reference Standard

Instrument	Brand	Model	SN.	Due calibration	Traceability
Standard Microphone	GRAS	40AN	188273	15 September 2022	GRAS
Multifrequency Calibrator	Quest	Quest-cal	EFA000234	14 June 2022	TSI
Audio Generator	Svantek	Svan401	131	18 October 2022	WK Electric

Note

The reported uncertainty is based on standard uncertainty multiplied by the Coverage Factor $k = 2$, providing a level of confidence approximately 95 %.

Calibrated By : 
Mr. Noppadon Luangart
Calibration Officer

Approved By : 
Mr. Pacit Mathavorn
Calibration Engineer Supervisor
Issue Date : 21 January 2022

Certificate No : 22-ACT-036
 Request No : Req-2022-0095

1. Indication at the calibration check frequency

UUC Setting	Nominal	Before Adjust		Adjust		UNCERTAINTY (\pm dB)	Acceptance Limit (\pm dB)
FAST / A / 37-139	Level	UUC	ERR	UUC	ERR		
Calibrator Setting	(dB)	(dB)	(dB)	(dB)	(dB)		
1000 Hz 114.00 dB	113.85	113.9	+0.05	113.9	0.05	0.20	0.3

Note : Absolute sensitivity was established by the use of Sound Calibrator Brand SVANTEK, Model SV 35A, SN.58079

2. Self-generated noise, Microphone installed

UUC Setting	Measured	UNCERTAINTY
FAST / 37-139		
UUC Weighting	(dB)	(\pm dB)
A	29.0	0.10

3. Self-generated noise, Microphone replaced by the electrical input signal device

UUC Setting	Measured	UNCERTAINTY
FAST / 37-139		
UUC Weighting	(dB)	(\pm dB)
A	28.8	0.10
C	28.2	0.10
Z	32.9	0.10

4. Acoustic signal test of frequency weightings (Without Windscreen)

UUC Setting	Deviation from various Frequency Weighting Respnse curve			UNCERTAINTY (\pm dB)	Acceptance Limit (\pm dB)
	A	C	Z		
FAST / 37-139	(dB)	(dB)	(dB)		
STD Setting	(dB)	(dB)	(dB)		
125 Hz	-0.1	0.1	0.0	0.50	2.0
1000 Hz	0.0	0.0	0.0	0.60	1.0
4000 Hz	0.5	0.5	0.6	0.60	3.0
8000 Hz	0.4	0.4	0.5	0.70	5.0

Certificate No : 22-ACT-036
 Request No : Req-2022-0095

5. Electrical signal test of frequency weightings, Weighting network response with relative to 1 kHz

UUC Setting	Deviation from various Frequency Weighting Respnse curve			UNCERTAINTY (\pm dB)	Acceptance Limit (\pm dB)
FAST / 37-139	A (dB)	C (dB)	Z (dB)		
STD Setting	(dB)	(dB)	(dB)		
63 Hz	-0.2	-0.1	0.0	0.2	2.0
125 Hz	-0.1	0.0	0.0		1.5
250 Hz	-0.1	0.0	0.0		1.5
500 Hz	-0.1	0.0	0.0		1.5
1000 Hz	0.0	0.0	0.0		1.0
2000 Hz	0.0	0.0	0.0		2.0
4000 Hz	0.0	0.0	0.0		3.0
8000 Hz	-0.1	0.0	0.0		5
16000 Hz	-0.1	-0.1	0.0		+5, -INF.

6. Frequency and time weightings at 1kHz

UUC Setting	STD	Measured		UNCERTAINTY (\pm dB)	Acceptance Limit (\pm dB)
FAST / 37-139	REF	UUC	ERR		
UUC Weighting	(dB)	(dB)	(dB)		
A	114.00	114.0	0.0	0.2	0.2
C	114.00	114.0	0.0		0.2
Z	114.00	114.0	0.0		0.2

UUC Setting	STD	Measured		UNCERTAINTY (\pm dB)	Acceptance Limit (\pm dB)
37-139 / A	REF	UUC	ERR		
UUC Time Respnse	(dB)	(dB)	(dB)		
Fast	114.00	114.0	0.0	0.2	0.1
Slow	114.00	114.0	0.0		0.1
Leq	114.00	114.0	0.0		0.1

Certificate No : 22-ACT-036
 Request No : Req-2022-0095

7. Long Term Stability

UUC Setting	Measured	UNCERTAINTY (± dB)	Acceptance Limit (± dB)
FAST / A / 37-139	UUC		
STD Setting	(dB)		
Initial	114.0		
Final	114.0		
Deviated	0.0	0.1	0.3

8. Level linearity on the reference level range

UUC Setting	Anticipated	Deviation		UNCERTAINTY (± dB)	Acceptance Limit (± dB)
FAST / A / 37-139	REF	UUC	ERR		
STD dB	(dB)	(dB)	(dB)		
139.00	139	139.0	0.0	0.3	1.1
134.00	134	134.0	0.0		1.1
129.00	129	129.0	0.0		1.1
124.00	124	124.0	0.0		1.1
119.00	119	119.0	0.0		1.1
114.00	114	114.0	0.0		1.1
109.00	109	109.0	0.0		1.1
104.00	104	104.0	0.0		1.1
99.00	99	99.0	0.0		1.1
94.00	94	93.9	-0.1		1.1
89.00	89	88.9	-0.1		1.1
84.00	84	83.9	-0.1		1.1
79.00	79	78.9	-0.1		1.1
74.00	74	73.9	-0.1		1.1
69.00	69	69.0	0.0		1.1
64.00	64	63.9	-0.1		1.1
59.00	59	59.0	0.0		1.1
54.00	54	54.0	0.0		1.1
49.00	49	49.0	0.0		0.8
44.00	44	44.1	0.1		1.1
39.00	39	39.3	0.3		1.1
38.00	38	38.3	0.3		1.1
37.00	37	37.5	0.5		1.1

Certificate No : 22-ACT-036
 Request No : Req-2022-0095

9. Level linearity including the level range control

UUC Setting	STD	Measured		UNCERTAINTY (± dB)	Acceptance Limit (± dB)
FAST / A	REF	UUC	ERR		
UUC Range	(dB)	(dB)	(dB)		
37-139	42.9	43.2	0.3	0.3	1.1
	114	114.0	0.0		1.1

10. Tone burst response

UUC Setting	STD	Anticipated	Measured		UNCERTAINTY (± dB)	Acceptance Limit (± dB)
A / 37-139	Toneburst	Ref	UUC	ERR		
UUC Time Response	(ms)	(dB)	(dB)	(dB)		
Fast	200	135.0	135.0	0.0	0.3	1
	2	118.0	117.8	-0.2		+1.0, -2.5
	0.25	109.0	108.8	-0.2		+1.5, -5.0
Slow	200	128.6	128.5	-0.1		1
	2	109.0	108.8	-0.2		+1.0, -5.0
SEL	200	129.0	129.0	0.0		1
	2	109.0	109.0	0.0		+1.0, -2.5
	0.25	100.0	99.9	-0.1		+1.5, -5.0

11. Peak C Sound level

UUC Setting	Anticipated	Measured		UNCERTAINTY (± dB)	Acceptance Limit (± dB)
FAST / C / 95-142	REF	UUC	ERR		
STD Setting	(dB)	(dB)	(dB)		
Complete cycle	137.4	136.9	-0.50	0.2	3.0
Positive half cycle	136.4	136.2	-0.20		2.0
Negative half cycle	136.4	136.2	-0.20		2.0

Certificate No : 22-ACT-036
 Request No : Req-2022-0095

12. Overload indication

UUC Setting	Measured	UNCERTAINTY	Acceptance
FAST / A / 37-139	UUC		Limit
STD Setting	(dB)	(± dB)	(± dB)
Positive one-half cycle	142.1		
Negative one-half cycle	141.9		
Deviated	0.2	0.2	1.5

13. High Level Stability

UUC Setting	Measured	UNCERTAINTY	Acceptance
FAST / A / 37-139	UUC		Limit
STD Setting	(dB)	(± dB)	(± dB)
Initial	138.0		
Final	138.0		
Deviated	0.0	0.1	0.3

End of Certificate



TECHNOLOGY PROMOTION ASSOCIATION (THAILAND-JAPAN)
 CORPORATE SERVICES 3: EQUIPMENT CALIBRATION AND TESTING SERVICES
 534/4 PATTANAKARN ROAD SOI 18, SUANLUANG, SUANLUANG BANGKOK 10250
 TEL. 0-2717-3000-27 FAX. 0-2719-9484




Cert.No.: 22CH60
 Page.: 1 of 3

Certificate of Calibration

Equipment : pH Meter
Manufacturer : EcoSence
Model : pH100A
Serial No. : JC03354
ID No. : UAE.EFM.063/2562(ENV.pH 03/62)
Condition As-Received: Used Item
Received Date : 12 January 2022
Calibration Date : 13 January 2022
Reference : 2201-0350WSC-1
Submitted by : United Analyst and Engineering Consultant Co.,Ltd.
 3 Soi Udomsuk 41, Sukhumvit Road, Bangchak,
 Phrakhanong, Bangkok 10260

Ambient Temperature : (25 ± 2.5) °C
Relative Humidity : (50 ± 15) %
Calibration Procedure : In - house method :
 - CP-CH5 by direct measurement with standard
 voltage calibrator and direct measurement with
 certified reference material (CRM)
 - CP-CH8 by comparison with standard thermometer

Calibrated by : Warakorn Lernagatrakul

Approved by : 
 Approved Signatory

(✓) Malee Butkruea
 () Salthip Meangmai
 () Warakorn Lernagatrakul

Issue Date : 17 January 2022

The Uncertainties are for a confidence probability of approximately 95%

This certificate may not be reproduced other than in full, except with the prior written
 Approval of the head of Corporate Services 3 : Equipment Calibration and Testing Services

เอกสารไม่ควบคุม



Cert.No.: 22CH60
Page.: 2 of 3

Condition of this calibration result

1. Reference Standard Instrument : -

Instrument	Serial No.	ID No.	Cert. No.	Due Date
1) Document Process Calibrator	54030049	130RC116	21E2682	25 Aug 2022
2) Ref. Standard Thermometer	4982054	110RC044	21I1201	26 Oct 2022

This certification is traceable to the International System of Unit maintained at:-

- Traceable to National Institute of Metrology (Thailand), NIMT

2. Certified Reference Materials : The measurement results are traceable to SI through CPA chem Ltd.,
ANSI-ASQ National Accreditation Board, Accredited No. AR-1835

Buffer Solution	Manufacturer	Lot No.	Exp. date
pH 4.008	CPA chem	766820	23 Sep 2023
pH 6.982	CPA chem	761017	02 Aug 2022
pH 10.015	CPA chem	766824	04 Sep 2022

3. This certificate is valid only to the item calibrated on date and place of calibration.

Calibration Results

Function : mV Measurement

Performing standard curve by Fluke at pH (4,7)(7,10)

Unit Under Calibration	Nominal Value	Standard Voltage Input	Actual Reading		Uncertainty of Measurement (\pm mV)	Coverage factor k
	pH	mV	mV	pH		
pH Meter S/N.: JC03354	4.00	177.48	177	4.01	0.58	2.00
	7.00	0.00	0	7.00	0.58	2.00
	7.00	0.00	0	7.00	0.58	2.00
	10.00	-177.48	-178	10.01	0.58	2.00

เอกสารไม่ควบคุม



Cert.No.: 22CH60
Page.: 3 of 3

Calibration Results

Function : pH Measurement

Performing three buffers standard curve by using buffer nominal pH (4,7)(7,10)

Unit Under Calibration	Standard pH Buffer Solution	Actual pH Reading	Actual mV Reading (mV)	Uncertainty of pH measurement (\pm)	Coverage factor k
pH Electrode S/N.:200729SIA605377	4.008	4.01	144	0.0079	2.00
	6.982	6.98	-28	0.011	2.00
	6.982	6.98	-27	0.0099	2.00
	10.015	10.01	-200	0.0096	2.00

Function : Temperature Measurement

(*) Without adjustment

This equipment was connected with Temperature Probe;

- Model :	-
- Serial No. :	200729SIA605377
Dimension of probe;	
- Length :	112 mm.
- Diameter :	12 mm.
- Immersion Depth :	100 mm.

Calibration Point ($^{\circ}$ C)	Standard Temperature ($^{\circ}$ C)	UUC* Reading ($^{\circ}$ C)	Error ($^{\circ}$ C)	Uncertainty of measurement (\pm $^{\circ}$ C)	Coverage factor k
25.0	25.003	25.1	0.097	0.13	2.00
30.0	30.002	30.1	0.098	0.13	2.00
35.0	35.004	35.0	-0.004	0.13	2.00

Remark : - UUC* = Unit Under Calibration

The reported uncertainty of measurement was based on a standard uncertainty multiplied by a coverage factor k, providing a level of confidence of approximately 95 %.

-o0o-

เอกสารไม่ควบคุม

**Agilent 5110 and 5100 ICP-OES
Preventive Maintenance Checklist**

Agilent Preventive Maintenance provides factory recommended service for your analytical systems to assure reliable operation and the accuracy of your results. Delivered by highly-trained and certified service engineers using genuine Agilent parts and supplies, Agilent Preventive Maintenance provides everything you need to reduce unplanned downtime and keep your systems operating at their peak.

For more information about Agilent Technologies services please visit our web site using the following URL <http://www.agilent.com/en-us/services/analytical-instrument-services>

Customer Information

- Customers should provide all necessary operating supplies upon request of the engineer.
- For customers using HF applications, the instrument should be returned to its standard sample introduction system.
- A customer representative should be available to the engineer while performing the preventive maintenance procedures.
- Any parts, not included in the Parts Lists section of this document, are not part of the recommended Preventive Maintenance service, nor are they included in the price of this service.
- If a system requires the use of additional or special procedures and/or parts for the instrument service, then these must be ordered separately and charged as a repair, which may incur additional

Service Engineer's Responsibilities

- Only complete/printout pages that relate to the system being serviced.
- Complete empty fields with the relevant information.
- Complete the relevant checkboxes in the checklist using a "X" or tick mark "✓" in the checkbox.
- Complete Not Applicable check boxes to indicate services not delivered, as needed.
- Complete the PM service in the order of the tasks listed.
- Complete the Service Review section together with the customer.

**Agilent 5110 and 5100 ICP-OES
Preventive Maintenance Checklist**
System Information

Instrument system name and ID	ICP 5110 VDV
Instrument system site and location	UAE / 3rd Floor Laboratory
List system component product numbers	List the serial numbers of each component
1. G8015A	1. MY18030001
2. G8481A	2. 1801-01988
3.	3.
4.	4.
5.	5.
6.	6.
7.	7.
8.	8.
9.	9.
10.	10.

ICP-OES Configuration table	Circle the type or write in the type if other
Nebulizer Type	SeaSpray OneNeb other
Spray Chamber	Cyclonic Single Pass Cyclonic Double Pass other
Torch	Radial Dual View other
Injector Diameter	2.4mm 1.8mm 1.4mm 0.8mm other
Injector Material	Quartz Ceramic other

Agilent 5110 and 5100 ICP-OES Preventive Maintenance Checklist

General Preparation

- ☒ Discuss any specific questions or issues with the customer prior to starting.
- ☒ Review the instrument logbook.
- ☒ Perform general external inspection of system for cleanliness.
- ☒ Check for proper installation of safety-related parts, assemblies, sensors etc.
- ☒ Check for required firmware/software updates and verify with customers if they would like it installed.
- ☒ For HF application systems, if standard sample introduction system was not installed, ask the customer to install it. *N/A*
- ☒ Run Instrument Performance test and record results in Instrument Performance Test Results Table - Pre PM.

Inspect and clean the system

- ☒ Look for any obvious external damage or problems.
- ☒ Inspect water cooling hoses, gas lines and power cord for excessive wear or damage.
- ☒ Perform a general internal inspection of the system for excessive dust accumulation, clean if necessary.
- ☒ Inspect sample introduction components and record any required maintenance in the Service Engineer Comments and notify the customer as the required actions required.
- ☒ Record the instrument operating conditions in the ICP-OES Status Results Table.
- ☒ Replace the polychromator purge filter.
- ☒ Replace the radial pre-optics window
- ☒ Replace the axial pre-optics window for SVDV and VDV instruments.
- ☒ Check exhaust flow for the correct positive extraction at the exhaust duct to insure they meet minimum specifications.
- ☒ Replace air inlet dust filter.
- ☒ Replace high capacity air inlet dust filter element if installed. *N/A*
- ☒ Remove and clean instrument water inlet filter.

G8481A Cooling water system

- ☐ **Section NOT Applicable**
- ☒ Drain cooling fluid and remove any particles from the chiller reservoir
- ☒ Remove, clean and reinstall water inlet metal mesh filter.
- ☒ Re fill with Polyclear cooling fluid.
- ☒ Clean the cooling system Air filter and the condenser by compressed air or vacuum cleaner.

Agilent 5110 and 5100 ICP-OES Preventive Maintenance Checklist

SPS 3 Auto Sampler

- ☒ **Section NOT Applicable**
- ☐ Power cycle the autosampler and verify successful initialization.
- ☐ Inspect X and Z axis belts for wear. Replace is necessary.
- ☐ Clean X and Z axis slide shafts.
- ☐ Using customer's racks and the Agilent software move the sample probe to the 4 outermost corners and rinse port, ensure that the probe is approximately centered in the vial.

SPS 4 Auto Sampler

- ☒ **Section NOT Applicable**
- ☐ Clean the spill tray, rack location mat, end frames and chassis with a damp soft cloth and diluted mild detergent.
- ☐ Clean the auto sampler cover panels, if cover kit is installed, with domestic window cleaner
- ☐ Check the X-axis and Z-axis drive belts for cracks, splits, damaged teeth, excessive fraying, color changes or degradation from fumes.
- ☐ Check the X-axis, Theta-axis and Z-axis FFC cables for cracks, incorrect positioning, damaged edges or damaged connectors.
- ☐ Pump Tubing Replacement. Replace peristaltic pump tubing. Replace all tubing that goes from the rinse station to the pump and from the pump to the waste/rinse bottles

AVS 4, 6, 7

- ☒ **Section NOT Applicable**
- ☐ Replace valve rotor seal
- ☐ Check fittings for signs of leaks
- ☐ Check tubing including autosampler tubing for kinks or excessive wear
- ☐ Check high flow pump for signs of leaks

Instrument Adjustment

- ☒ Check position of Zn peak, adjust if required.
- ☒ Check Argon Ratio, adjust to specified value if required.
- ☒ Perform Detector Calibration.
- ☒ Perform Instrument Calibration.
- ☒ Run Instrument Performance Test and record results in Instrument Performance Test Results Table - Post PM.
- ☒ For systems using ICP Expert version 7.3 and above run the following Instrument tests and record the result in the Instrument Test Results Table
 - ☒ Subsystem Communications Test
 - ☒ Air Flow

**Agilent 5110 and 5100 ICP-OES
Preventive Maintenance Checklist**

- ☒ Water Flow
- ☒ Gas Flows
- ☒ RF Generator
- ☒ Camera Test
- ☒ Optics Test
- ☒ Nebulizer Test

Instrument Performance Test Results Table

Note: These measurements do not form part of any specification and are for reference only.

	Pre PM Sensitivity Check		Post PM Sensitivity Check	
	Radial	Axial *	Radial	Axial*
Zn 213.857 nm SRBR	4105.6	8364.0	4375.0	8400.8
Mn 257.610 nm SRBR	11064.7	31842.1	12801.7	30846.2
Al 396.152 nm SBR	7.5	14.9	9.9	16.8
K 766.491 nm SBR	5.1	36.8	6.4	39.7

* Axial result is not applicable for G8016AA, G8012AA Radial View instruments.

Instrument Test Results Table

Note: The Instrument Test results are for systems using ICP Expert version 7.3 and above only.

Instrument Test	Result
Subsystem Communications Test	pass
Air Flow	pass
Water Flow	pass
Gas Flows	pass
RF Generator	pass
Camera Test	pass
Optics Test	pass
Nebulizer test	pass

**Agilent 5110 and 5100 ICP-OES
Preventive Maintenance Checklist**
ICP-OES Status Results Table

Note: These measurements do not form part of any specification and are for reference only.

Measurement	Standby Mode		Plasma On	
Mains Voltage	224.540	VAC	227.973	VAC
Mains Current	0.204	A	0.104	A
Instrument Temperature	22.8	°C	22.7	°C
RF Air Flow (sensor speed)	15.0	Hz	19.0	Hz
Plasma Exhaust Temperature	No measurement		26.7	°C
Water Flow Oscillator	No measurement		1.64	L/min
Water Flow Detector	1.06	L/min	1.06	L/min
Water Inlet Temperature	18.0	°C	18.0	°C
Polychromator Temperature	35.0	°C	35.0	°C
CCD Temperature	-39.8	°C	-39.8	°C
Thermal Stabilizer	35.0	°C	35.0	°C
Argon Supply Pressure	671.94	kPa	627.33	kPa
Purge Gas Supply Pressure*1	674.90	kPa	645.40	kPa
Option Gas Supply Pressure*1	N/A	kPa	N/A	kPa
Nebulizer Flow	No measurement		0.70	L/min
Nebulizer Back Pressure	No measurement		164.63	kPa
Plasma Gas Flow	No measurement		11.92	L/min
Auxiliary Gas Flow	No measurement		1.00	L/min
RF Power	No measurement		1200	W
RF Supply Current	No measurement		8.663	A
RF Supply Voltage	No measurement		184.660	V

*1 If option installed

**Agilent 5110 and 5100 ICP-OES
Preventive Maintenance Checklist**
ICP-OES Parts List Table

Part description	Part Number	Product /Model # where used	Quantity Consumed
Axial Pre-Optic Window	G8010-68014	G8010A, G8011A, G8014A/G8015A	1
Radial Pre-Optic Window	G8010-68015	All	1
Polyclear Cooling Fluid	G3292-80010	G8481A	
Purge Gas Filter	G8010-60136	All	1
Air inlet filter	G8000-68002	All	1
High Capacity Air Filter	G8010-60189	Optional	
Rotor seal for 6-7 port valve for AVS6/7	G8494-60002	G8494A/G8495	
Rotor seal for 4 port valve for AVS4	G8493-60002	G8493A	
Rinse solution to rinse station 2.5mm id x 1m	G8410-80123	SPS 4	
Barb connector 2.5mm-1.5mm ID	G8410-80124	SPS 4	
PVC waste tubing, 8mm od x 5mm id, 2m	G8410-80122	SPS 4	
Additional Parts may be required from engineers stock:			
X axis drive belt	5410047500	SPS 3	
Z axis drive belt	5410047400	SPS 3	
Peristaltic pump tubing, PVC Solvaflex, 3 bridged,	3710049000	SPS 4	

Restore system

For HF applications, ask the customer to reinstall their sample introduction system.

Leave system in an idle state: on and purging.

Guidance: If the PM service is performed prior to a qualification service, then use the qualification procedure as a guide for final instrument set up and checkout.

Service Review

- ☒ Affix the PM sticker to the system or instrument logbook based on the customer's request.
- ☒ Complete the Service Engineer Comments section below if there are additional comments.

**Agilent 5110 and 5100 ICP-OES
Preventive Maintenance Checklist**

- ☒ Review the service and any test results with the customer.
- ☒ If the Instrument firmware was updated, record the details of the change in the Service Engineer's Comments box below or if necessary, in the customer's IQ records.

Service Engineer Comments (optional)

If there are any specific points you wish to note as part of performing the installation or other items of interest for the customer, please write in this box.

Other Important Customer Web Links

How to get information on your product:

- ☒ Literature Library - <http://www.agilent.com/en-us/products/icp-oes/icp-oes-systems/5110-icp-oes#literature>
- ☒ Need to know more? - <http://www.agilent.com/crosslab/university/>
- ☒ Need technical support, FAQs? - <http://www.agilent.com/en-us/support/landing/icp-oes>
- ☒ Need supplies? - www.agilent.com/chem/supplies

Service Completion

Service request number 6005625287 Date service completed 30 NOV 2022

Agilent signature Noravit T. Customer signature วิวัฒน์

Document part number: G8014-90075

Report Summary

Instrument Model	Agilent 5100/5110 VDV ICP-OES
Instrument ID	G8011A/G8015A
Instrument Serial Number	MY18030001
Software Version	7.3.1.9507
Firmware Version	3442
Tested By	Test Before PM
Test Completed On	11/30/2022 9:35:32 AM

Result Summary

Subsystem Communications Test	Skipped
Air Flow Test	Skipped
Water Flow Test	Skipped
Gas Flows Test	Skipped
RF Generator Test	Skipped
Camera Test	Skipped
Optics Test	Skipped
Advanced Valve System Test	Skipped
Resolution Test	Pass
Sensitivity Test	Pass
Precision Test	Pass

เอกสารไม่ควบคุม**Resolution Test****Pass**

Element Wavelength	Specification	Width
N (174.213 nm)	≤ 9.40	6.62
As (188.980 nm)	≤ 8.20	6.20
C (193.027 nm)	≤ 11.50	8.35
Mo (202.032 nm)	≤ 8.20	6.41
Cr (206.158 nm)	≤ 13.40	9.04
Zn (213.857 nm)	≤ 8.70	6.62
Pb (220.353 nm)	≤ 9.50	7.13
Co (228.615 nm)	≤ 17.20	11.71
Ba (230.424 nm)	≤ 9.40	7.21
Mn (257.610 nm)	≤ 13.30	9.50
Mn (260.568 nm)	≤ 20.30	14.33
Cr (267.716 nm)	≤ 11.00	8.14
Cu (324.754 nm)	≤ 25.00	18.98
Cu (327.395 nm)	≤ 14.20	11.24
Sr (338.071 nm)	≤ 33.50	24.47
Ba (455.403 nm)	≤ 44.00	33.88
Sr (460.733 nm)	≤ 36.00	17.22
Ba (493.408 nm)	≤ 36.00	25.48
Ba (614.171 nm)	≤ 42.00	25.47
Ar (675.283 nm)	≤ 74.00	59.82
K (766.491 nm)	≤ 80.00	64.94

เอกสารไม่ควบคุม

Sensitivity Test		Pass				
Radial						
Element Wavelength	Specification	Method	Ratio	Standard	Blank	
As (188.980 nm)	≥ 46.0	SRBR	147.7	1156.5	55.5	
Se (196.026 nm)	≥ 41.0	SRBR	111.1	1195.3	97.7	
Zn (213.857 nm)	≥ 1421.0	SRBR	4100.6	51959.5	159.6	
Pb (220.353 nm)	≥ 46.0	SRBR	192.5	2808.6	185.7	
Mn (257.610 nm)	≥ 3518.0	SRBR	11064.7	264165.0	567.6	
Al (396.152 nm)	≥ 3.4	SBR	7.5	49047.9	5770.5	
Ba (493.408 nm)	≥ 34.0	SBR	107.4	1887710.3	17407.5	
K (766.491 nm)	≥ 1.8	SBR	5.1	100805.9	16626.4	
Axial						
Element Wavelength	Specification	Method	Ratio	Standard	Blank	
As (188.980 nm)	≥ 208.0	SRBR	234.9	3056.4	152.9	
Se (196.026 nm)	≥ 159.0	SRBR	218.1	3865.1	271.6	
Zn (206.200 nm)	≥ 234.0	SRBR	1306.5	15850.4	144.5	
Zn (213.857 nm)	≥ 1743.0	SRBR	8364.0	183037.8	476.4	
Cd (214.439 nm)	≥ 4227.0	SRBR	7718.5	143240.2	342.8	
Pb (220.353 nm)	≥ 320.0	SRBR	576.3	14465.2	580.4	
Mn (257.610 nm)	≥ 10625.0	SRBR	31842.1	1411257.3	1958.9	
Cr (267.716 nm)	≥ 1048.0	SRBR	4492.1	183110.6	1632.2	
Cu (324.754 nm)	≥ 19.0	SBR	46.2	371487.5	7862.9	
Al (396.152 nm)	≥ 6.0	SBR	14.9	278447.4	17552.6	
Ba (493.408 nm)	≥ 60.0	SBR	190.6	10061527.3	52519.8	
K (766.491 nm)	≥ 24.0	SBR	36.8	1922163.4	50858.1	

เอกสารไม่ควบคุม

Precision Test		Pass	
Radial			
Element Wavelength	Specification	Measured Value % RSD	
As (188.980 nm)	≤ 2.60	0.82	
Se (196.026 nm)	≤ 2.60	0.71	
Zn (213.857 nm)	≤ 1.50	0.43	
Pb (220.353 nm)	≤ 2.60	0.76	
Mn (257.610 nm)	≤ 1.50	0.60	
Al (396.152 nm)	≤ 1.50	0.48	
Ba (493.408 nm)	≤ 1.50	0.89	
K (766.491 nm)	≤ 1.50	0.42	
Axial			
Element Wavelength	Specification	Measured Value % RSD	
As (188.980 nm)	≤ 1.50	0.57	
Se (196.026 nm)	≤ 1.50	0.76	
Zn (206.200 nm)	≤ 1.50	0.61	
Zn (213.857 nm)	≤ 1.50	0.51	
Cd (214.439 nm)	≤ 1.50	0.55	
Pb (220.353 nm)	≤ 1.50	0.52	
Mn (257.610 nm)	≤ 1.50	0.54	
Cr (267.716 nm)	≤ 1.50	0.54	
Cu (324.754 nm)	≤ 1.50	0.69	
Al (396.152 nm)	≤ 1.50	0.91	
Ba (493.408 nm)	≤ 1.50	0.85	
K (766.491 nm)	≤ 1.50	1.22	

เอกสารไม่ควบคุม

Report Summary

Instrument Model	Agilent 5100/5110 VDV ICP-OES
Instrument ID	G8011A/G8015A
Instrument Serial Number	MY18030001
Software Version	7.3.1.9507
Firmware Version	3442
Tested By	PM Functional test
Test Completed On	11/30/2022 11:43:36 AM

Result Summary

Subsystem Communications Test	Pass
Air Flow Test	Pass
Water Flow Test	Pass
Gas Flows Test	Pass
RF Generator Test	Pass
Camera Test	Pass
Optics Test	Skipped
Advanced Valve System Test	Skipped
Resolution Test	Skipped
Sensitivity Test	Skipped
Precision Test	Skipped

Subsystem Communications Test Pass

Air Flow Test Pass

30% Air Flow (relative speed)	75% Air Flow (relative speed)
14.00	19.00

Water Flow Test Pass

RF Water Flow(L/min)	Camera Water Flow (L/min)	Water Inlet Temperature (°C)
1.44	1.05	18.51

เอกสารไม่ควบคุม

Gas Flows Test**Pass**

Nebulizer Target Flow	Actual Flow	Back Pressure	Auxiliary Target Flow	Actual Flow	Back Pressure
0.70	0.70	163.37	2.00	1.99	108.49
Makeup Target Flow	Actual Flow	Back Pressure	Plasma Target Flow	Actual Flow	Back Pressure
2.00	2.00	112.85	18.00	17.91	23.46

RF Generator Test**Pass**

RF Power Supply Test	Passed
RF Power Supply (V)	147.437
RF Oscillator Test	Passed
RF Oscillator Frequency (MHz)	0.000
Work Coil Current (A)	45.069
RF Power Supply Current (A)	1.997

Camera Test**Pass**

	Integration Time (ms)	Standard Deviation	Status
Electronic Offset Test	1000	5.305	Passed
Dark Current Test	6000	0.578	Passed
Array Test	5	0.024	Passed
Linearity Test		0.118	Passed

เอกสารไม่ควบคุม

Report Summary

Instrument Model	Agilent 5100/5110 VDV ICP-OES
Instrument ID	G8011A/G8015A
Instrument Serial Number	MY18030001
Software Version	7.3.1.9507
Firmware Version	3442
Tested By	PM Performance test
Test Completed On	11/30/2022 12:10:42 PM

Result Summary

Subsystem Communications Test	Skipped
Air Flow Test	Skipped
Water Flow Test	Skipped
Gas Flows Test	Skipped
RF Generator Test	Skipped
Camera Test	Skipped
Optics Test	Pass
Advanced Valve System Test	Skipped
Resolution Test	Pass
Sensitivity Test	Pass
Precision Test	Pass

Optics Test

	Radial	Axial
Intensity	5674608	5823476
Wavelength	737.212	737.212

เอกสารไม่ควบคุม**Resolution Test****Pass**

Element Wavelength	Specification	Width
N (174.213 nm)	≤ 9.40	6.79
As (188.980 nm)	≤ 8.20	6.09
C (193.027 nm)	≤ 11.50	8.29
Mo (202.032 nm)	≤ 8.20	6.30
Cr (206.158 nm)	≤ 13.40	9.05
Zn (213.857 nm)	≤ 8.70	6.77
Pb (220.353 nm)	≤ 9.50	7.02
Co (228.615 nm)	≤ 17.20	11.67
Ba (230.424 nm)	≤ 9.40	7.39
Mn (257.610 nm)	≤ 13.30	9.48
Mn (260.568 nm)	≤ 20.30	14.25
Cr (267.716 nm)	≤ 11.00	7.94
Cu (324.754 nm)	≤ 25.00	18.99
Cu (327.395 nm)	≤ 14.20	11.33
Sr (338.071 nm)	≤ 33.50	24.44
Ba (455.403 nm)	≤ 44.00	33.86
Sr (460.733 nm)	≤ 36.00	17.51
Ba (493.408 nm)	≤ 36.00	25.56
Ba (614.171 nm)	≤ 42.00	24.96
Ar (675.283 nm)	≤ 74.00	59.38
K (766.491 nm)	≤ 80.00	65.63

เอกสารไม่ควบคุม

Sensitivity Test			Pass		
Radial					
Element Wavelength	Specification	Method	Ratio	Standard	Blank
As (188.980 nm)	≥ 46.0	SRBR	147.8	1149.3	54.8
Se (196.026 nm)	≥ 41.0	SRBR	111.6	1222.8	101.0
Zn (213.857 nm)	≥ 1421.0	SRBR	4375.0	52592.3	143.7
Pb (220.353 nm)	≥ 46.0	SRBR	199.8	2744.4	166.5
Mn (257.610 nm)	≥ 3518.0	SRBR	12801.7	285591.3	496.0
Al (396.152 nm)	≥ 3.4	SBR	9.9	52888.6	4873.6
Ba (493.408 nm)	≥ 34.0	SBR	154.6	2287291.6	14698.1
K (766.491 nm)	≥ 1.8	SBR	6.4	106701.6	14350.9
Axial					
Element Wavelength	Specification	Method	Ratio	Standard	Blank
As (188.980 nm)	≥ 208.0	SRBR	242.4	3170.1	154.8
Se (196.026 nm)	≥ 159.0	SRBR	226.1	4134.5	289.3
Zn (206.200 nm)	≥ 234.0	SRBR	1126.6	13782.0	146.5
Zn (213.857 nm)	≥ 1743.0	SRBR	8400.8	177166.3	442.5
Cd (214.439 nm)	≥ 4227.0	SRBR	7001.9	125884.2	321.6
Pb (220.353 nm)	≥ 320.0	SRBR	536.3	12909.3	532.6
Mn (257.610 nm)	≥ 10625.0	SRBR	30846.2	1287989.0	1738.8
Cr (267.716 nm)	≥ 1048.0	SRBR	4396.0	167335.6	1424.4
Cu (324.754 nm)	≥ 19.0	SBR	52.1	373690.7	7033.1
Al (396.152 nm)	≥ 6.0	SBR	16.8	268357.7	15112.4
Ba (493.408 nm)	≥ 60.0	SBR	225.2	10173441.5	44971.7
K (766.491 nm)	≥ 24.0	SBR	39.7	1874136.2	46055.7

เอกสารไม่ควบคุม

Precision Test			Pass
Radial			
Element Wavelength	Specification	Measured Value % RSD	
As (188.980 nm)	≤ 2.60	0.60	
Se (196.026 nm)	≤ 2.60	0.84	
Zn (213.857 nm)	≤ 1.50	0.29	
Pb (220.353 nm)	≤ 2.60	0.59	
Mn (257.610 nm)	≤ 1.50	0.28	
Al (396.152 nm)	≤ 1.50	0.28	
Ba (493.408 nm)	≤ 1.50	0.59	
K (766.491 nm)	≤ 1.50	0.23	
Axial			
Element Wavelength	Specification	Measured Value % RSD	
As (188.980 nm)	≤ 1.50	0.71	
Se (196.026 nm)	≤ 1.50	0.43	
Zn (206.200 nm)	≤ 1.50	0.46	
Zn (213.857 nm)	≤ 1.50	0.37	
Cd (214.439 nm)	≤ 1.50	0.48	
Pb (220.353 nm)	≤ 1.50	0.48	
Mn (257.610 nm)	≤ 1.50	0.74	
Cr (267.716 nm)	≤ 1.50	0.26	
Cu (324.754 nm)	≤ 1.50	0.51	
Al (396.152 nm)	≤ 1.50	0.45	
Ba (493.408 nm)	≤ 1.50	0.81	
K (766.491 nm)	≤ 1.50	0.84	

เอกสารไม่ควบคุม



TECHNOLOGY PROMOTION ASSOCIATION (THAILAND-JAPAN)
CALIBRATION AND TESTING EQUIPMENT SERVICES

534/4 PATTANAKARN ROAD SOI 18, SUANLUANG, SUANLUANG BANGKOK 10250

TEL. 0-2717-3000-24 FAX. 0-2719-9484

Cert.No.: 22CH1184

Page.: 1 of 2

Certificate of Calibration

Equipment : Turbidity Meter
Manufacturer : Oakton
Model : T100IR
Serial No. : 1120501017
ID. No. : UAE.WAT.056/2563
Condition As-Received: Used Item
Received Date : 31 August 2022
Calibration Date : 05 September 2022
Reference : 2208-1106WSC-1
Submitted by : United Analyst and Engineering Consultant Co.,Ltd.
3 Soi Udomsuk 41, Sukhumvit Road, Bangchak,
Phrakhanong, Bangkok 10260
Ambient Temperature : (25 ± 2.5) °C
Relative Humidity : (50 ± 20) %
Calibration Procedure : In - house method : CP-CH11
based on direct measurement by
using Formazin standard solution

Calibrated by : Walalak Sirithean

Approved by :

Malee
Approved Signatory

- (✓) Malee Butkruea
() Saithip Meangmai
() Warakorn Lernagatrakul

Issue Date : 6 September 2022

The Uncertainties are for a confidence probability of approximately 95%.

This certificate may not be reproduced other than in full, except with the prior written
approval of the head of Calibration and Testing Equipment Services.

เอกสารไม่ควบคุม

A 0009588



Cert.No. : 22CH1184

Page. : 2 of 2

Condition of this calibration result

1. Reference Standard Instruments :

This certification is traceable to the International System of unit (SI unit) through
Technology Promotion Association (Thailand-Japan).

Instruments	Serial No.	ID No.	Certificate No.	Due date
1) Thermo-Hygrograph	1103328	130EC010	22H1313	12 June 2023
2) Electronic Balance	N03679	140RC001	21MM429	21 Sep 2022

2. Standard Material : The Formazin suspension has been prepared gravimetric from

Material	Manufacturer	Lot No.	Assay
1) Hexamethylenetetramine	HIMEDIA	0000493947	99.65%
2) Hydrazinium Sulfate	HIMEDIA	0000522014	99.40%

3. This certificate is valid only to the item calibrated on date and place of calibration.

Calibration result

Performing five - Formazin suspension standard curve by using 0,20,100,400,800 NTU
Turbidity Meter Serial Number : 1120501017

Standard Formazine suspension (NTU)	UUC* Reading (NTU)	Uncertainty of Measurement (± NTU)	Coverage Factor k
0	0.00	0.0062	2.00
20	20.1	0.39	2.00
100	102	0.74	2.00
400	403	1.5	2.13
800	804	2.1	2.20

Remark

- UUC* = Unit Under Calibration
- NTU = Nephelometric Turbidity Units

The reported uncertainty of measurement was based on a standard uncertainty multiplied by a coverage
factor k , providing a level of confidence of approximately 95 %.

-o0o-

เอกสารไม่ควบคุม

a 1124976




TECHNOLOGY PROMOTION ASSOCIATION (THAILAND-JAPAN)
CORPORATE SERVICES 3: EQUIPMENT CALIBRATION AND TESTING SERVICES
534/4 PATTANAKARN ROAD SOI 18, SUANLUANG, SUANLUANG BANGKOK 10250
TEL. 0-2717-3000-27 FAX. 0-2719-9484



Cert.No.: 22MM210
Page.: 1 of 3

Certificate of Calibration

Equipment : Electronic Balance
Manufacturer : Mettler Toledo
Model : XSR205
Serial No. : C009071872
ID No. : UAE.WAO.012/2563
Submitted by : United Analyst and Engineering Consultant Co.,Ltd.
3 Soi Udomsuk 41, Sukhumvit Road,
Bangchak, Phakhanong,
Bangkok 10260
Location : Balance Room
Received order : 26 April 2022
Calibration Date : 26 April 2022
Ambient Temperature : 15 °C to 40 °C
Relative Humidity : 30 % to 90 %
Calibrated by : Kunchit Promprat
Approved by : 
Approved Signatory
() Pornthippa Tameyakul
(✓) Malee Butkruea
() Suwit Imjai
Issue Date : 29 April 2022

The Uncertainties are for a confidence probability of approximately 95%

This certificate may not be reproduced other than in full, except with the prior written
Approval of the head of Corporate Services 3 : Equipment Calibration and Testing Services.



Equipment : Electronic Balance
Condition As-Received : Used Item
Reference : 2204-0542OC-1
Procedure used :-

Cert.No.: 22MM210
Page: 2 of 3

Calibration were conducted using in-house calibration procedure CP-OB01 according to direct measurement method against standard weight.

Condition of this result of calibration

1. Reference standard instruments:-

Instruments	Model	Serial No.	ID No.	Test report No.	Due date
1) Standard Weight Set (E2)	15884	-	70RC138	MM-0009-21	3 Feb 2023

2. This certificate is valid only to the item calibrated on date and place of calibration.

3. This result of calibration was made on requested at the point specified by customer.

4. This certificate is not certified for any commercial transaction.

5. This certification is traceable to the International System of Unit.

Result of calibration () Without Adjustment (*) After Adjustment by Internal Calibration

Range capacity :	0 g to 81 g	Resolution	0.00001 g
81 g to 220 g	Resolution	0.0001 g	

Before Adjustment :

Applied Weight (g)	Balance Reading (g)	Correction (g)	Measurement Uncertainty (± mg)	Coverage Factor (k)
80	80.00004	-0.00004	0.15	2.00
200	199.9999	+0.0001	0.35	2.00

After Adjustment :

1. **Determination of the standard deviation of weighing machine** (n = 10)

Applied Weight (g)	Standard Deviation of Reading (g)
80	0.000008
200	0.00005

เอกสารไม่ควบคุม

เอกสารไม่ควบคุม



Equipment : Electronic Balance
 Condition As-Received : Used Item
 Reference : 2204-0542OC-1

Result of calibration

2. Effect of off center loading

A mass of 100 g was placed to various position on the pan.
 The weighing machine reading error obtained is given in the table

Position 1 (g)	Position 2 (g)	Position 3 (g)	Position 4 (g)	Position 5 (g)
-0.0002	-0.0001	0.0000	-0.0002	-0.0002

3. Departure from nominal value

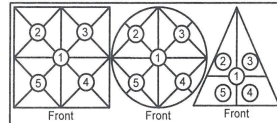
Applied Weight (g)	Balance Reading (g)	Correction (g)	Measurement Uncertainty (\pm mg)	Coverage Factor (k)
Unload	0.00000	0.00000	0.016	2.13
0.05	0.05001	-0.00001	0.016	2.13
0.1	0.10001	-0.00001	0.017	2.11
1	1.00002	-0.00002	0.019	2.05
5	5.00003	-0.00003	0.026	2.00
20	20.00008	-0.00008	0.049	2.00
50	50.00010	-0.00010	0.080	2.00
80	80.00014	-0.00014	0.15	2.00
100	100.0001	-0.0001	0.21	2.00
150	150.0001	-0.0001	0.29	2.00
200	200.0001	-0.0001	0.35	2.00

The reported uncertainty of measurement was based on a standard uncertainty multiplied by a coverage factor k , providing a level of confidence of approximately 95 %.

-o0o-

Cert.No.: 22MM210

Page: 3 of 3



Maximum difference between
off-center and central loading

(g)
0.0002



TECHNOLOGY PROMOTION ASSOCIATION (THAILAND-JAPAN)
 CORPORATE SERVICES 3: EQUIPMENT CALIBRATION AND TESTING SERVICES
 534/4 PATTANAKARN ROAD SOI 18, SUANLUANG, SUANLUANG BANGKOK 10250
 TEL. 0-2717-3000-27 FAX. 0-2719-9484



Cert. No.: 22TM304

Page.: 1 of 3

Certificate of Calibration

Equipment : Hot Air Oven
 Manufacturer : Memmert
 Model : UF 55
 Serial No. : B212.0411
 ID No. : UAE.WAO.005/2556
 Submitted by : United Analyst and Engineering Consultant Co.,Ltd.
 3 Soi Udomsuk 41, Sukhumvit Road,
 Bangchak, Phrakhanong,
 Bangkok 10260
 Location : Lab Floor 2
 Received Order : 7 April 2022
 Calibration Date : 7 April 2022
 Ambient Temperature : (26 \pm 10) °C
 Relative Humidity : (50 \pm 30) %
 Calibrated by : Man Pattanapongpaiboon

Approved by : 
 Approved Signatory

() Pornthippa Tameyakul
 (✓) Malee Butkruea
 () Suwit Imjai

Issue Date : 18 April 2022

The Uncertainties are for a confidence probability of approximately 95%

This certificate may not be reproduced other than in full, except with the prior written
 Approval of the head of Corporate Services 3 : Equipment Calibration and Testing Services.

เอกสารไม่ควบคุม

เอกสารไม่ควบคุม

A 0040245



Equipment : Hot Air Oven
Condition As-Received : Used Item
Reference : 2204-0015OC-1

Cert. No.: 22TM304
Page.: 2 of 3

Procedure Used :-

Calibration were conducted using calibration procedure CP-OT02 according to direct measurement method with Data Acquisition which connected with Resistance Temperature Detector (RTD) and Thermocouple Type T.

The temperature scale used was based on ITS-90.

Condition of this result of calibration

1. Reference standard instrument:-

Instrument	Model	Serial No.	Cert. No.	Due Date
1) Data Acquisition	34970A	MY41021843	22LM4	10 Jan 2023

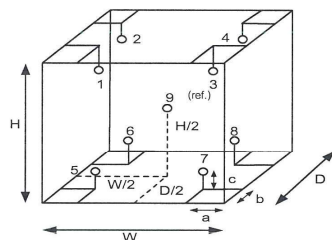
2. This certificate is valid only to the item calibrated on date and place of calibration.

3. This certification is traceable to the International System of Unit.

Result of Calibration :- (*) Without Adjustment

Function of UUC* : Temperature Source

Fresh air setting : Close



Environment during calibration		
	Beginning	Finished
Temp. (°C)	28	28
REL.Humid. (%)	56	55
AC Supply (Volt)	221	224

Probe Installation Details :		Dimension of Chamber :	
a =	5.0 cm	D =	0.50 m
b =	5.0 cm	W =	0.80 m
c =	5.0 cm	H =	0.75 m
		Capacity =	0.30 m ³

Ref. Std. ID No. : @ Calibration Point (°C)		
Position :	(120 , 180)	(104)
1	21-04TC-01	18-04RTD-01
2	21-04TC-02	18-04RTD-02
3	21-04TC-03	18-04RTD-03
4	21-04TC-04	18-04RTD-04
5	21-04TC-05	18-04RTD-05
6	21-04TC-06	18-04RTD-06
7	21-04TC-07	18-04RTD-07
8	21-04TC-08	18-04RTD-08
9 (ref.)	21-04TC-09	18-04RTD-09

Maku

เอกสารไม่ควบคุม

a 1104316



Equipment : Hot Air Oven
Condition As-Received : Used Item
Reference : 2204-0015OC-1
Result of Calibration :- (*) Without Adjustment
Function of UUC* : Temperature Source
Fresh air setting : Close

Cert. No.: 22TM304
Page.: 3 of 3

Calibration Point (°C)	UUC* Setting (°C)	UUC* Reading (°C)	Temperature stability (± °C)	Temperature uniformity (°C)	Overall Variation (°C)	Uncertainty (± °C)	Coverage Factor k
104.0	104.0	104.0	0.040	0.57	0.80	0.42	2
120.0	120.0	120.0	0.11	0.82	1.1	1.1	2
180.0	180.0	180.0	0.12	1.4	2.0	1.1	2

Calibration Point (°C)	Measured Temperature (°C)								
	Position								
	1	2	3	4	5	6	7	8	9 (ref.)
104.0	104.403	104.220	104.517	104.474	103.778	103.859	104.292	104.357	104.319
120.0	120.183	119.878	120.238	120.355	119.476	119.455	120.046	120.173	120.199
180.0	180.502	179.929	180.655	180.797	179.012	179.044	180.043	180.305	180.340

Average* : The average of 30 values in each position.

Temperature stability : One-half of the greatest maximum difference of measured temperature at any one sensor

Temperature uniformity : The maximum difference of measured temperatures at any sensors and the measured temperature at the reference location which are observed at the same time or at as close an observation time as possible to determine the temperature pattern or homogeneity within the chamber under steady-state conditions.

Overall Variation : The Difference of the maximum and minimum measured temperatures throughout observation.

UUC* : Unit Under Calibration

Note : The reported uncertainty of measurement was included stability and excluded uniformity .

The reported uncertainty of measurement was based on a standard uncertainty multiplied by a coverage factor **k**, providing a level of confidence of approximately 95 %.

-o0o-

Maku

เอกสารไม่ควบคุม

a 1104315



Request No. 25-65 / 0398

MTC. ACL.No. 486 / 65

CALIBRATION CERTIFICATE

NOMENCLATURE : 1. Atomic Absorption Spectrophotometer "Agilent Technologies"

Model AA240FS, Serial No. MY13160001

2. Working standard solution "Inorganic Ventures"

Multi Analyte Custom Grade Solution, Lot No. P2-MEB675610

SUBMITTED BY : United Analyst and Engineering Consultant Co., Ltd.

3 Soi Udomsuk41, Sukhumvit Road, Bangchak, Prakanong, Bangkok 10260

CALIBRATION PROCEDURE : 1. Performance Verification of Atomic Absorption Spectrophotometer (WI-500-02-30)

2. Estimation Uncertainty of Measurement in Analytical Chemistry (QP-513)

REFERENCE MATERIAL : Traceable to NIST "Agilent Technologies", "Carlo Erba"

Cadmium Lot No. 0108047046, Chromium Lot No. 0106315418, Copper Lot No. 0107480530, Iron Lot No. 0104697566,

Lead Lot No. 0104659473, Manganese I lot No. T109228A, Nickel Lot No. 0104978014, Zinc Lot No. 0100792297

CALIBRATION RANGE: 0.02,0.10,0.30,0.50,0.70 mg/l at 228.8 nm.Cd, 0.10,0.20,0.30,0.50,0.70 mg/l at 357.9 nm.Cr, 0.05,0.10,0.30,0.50,0.70 mg/l at 324.7 nm.Cu, 0.10,0.30,0.50,0.70,1.00 mg/l at 248.3 nm.Fe, 0.20,0.50,0.70,1.00,1.50 mg/l at 217.0 nm.Pb, 0.05,0.10,0.30,0.50,0.70 mg/l at 279.5 nm.Mn, 0.10,0.30,0.50,0.70,1.00 mg/l at 232.0 nm.Ni, 0.05,0.10,0.30,0.50,0.70 mg/l at 213.9 nm.Zn

AMBIENT CONDITIONS : Temperature 22 °C Relative humidity 60 %

The Atomic Absorption Spectrophotometer set has been calibrated against Reference Material traceable to National Institute of Standards and Technology (NIST) by The Analytical Chemistry Laboratory. The results are attached herewith.

Calibrated by

(Mr. Danai Srithongkum)

Approved by.....

for (Mrs. Thippaya Junvee Fortune)

Director of Analytical Chemistry Laboratory

Ref. 2025265020400522001

Calibration Date : 3 February 2022

The results relate only to the items tested/calibrated or value assigned.

Advertising the Report/Certificate and publicity of the results except in full are prohibited unless written permission is obtained from the governor of TISTR.

FM.BL.MTC.002 Rev.4

Head Office

35 Mu 3 Tambon Khlong Ha, Amphoe Khlong Luang,
Changwat Pathumthani 12120, Thailand

Tel. (66) 0 2577 9000

Fax. (66) 0 2577 9009

E-mail : rumpai@tistr.or.th Website:www.tistr.or.th

Office/Laboratory

Soi 1C, Bangpoo Industrial Estate, Sukhumvit Road,
Amphoe Muang, Changwat Samutprakan 10280, Thailand

Tel. (66) 0 2323 1672-80 ext. 115, 116

Fax. (66) 0 2323 9165

E-mail : mtc@tistr.or.th

Office

196 Phahonyothin Road, Chatuchak, Bangkok 10900,
Thailand

Tel. (66) 0 2577 8592

Fax. (66) 0 2577 8592

E-mail : sumalee@tistr.or.th

เอกสารไม่ควบคุม



Request No. 25-65 / 0398

1 / 5

MTC. ACL. No. 486 / 65

CALIBRATION DATA

1. Noise Level in term of standard deviation

Element	Cd	Cr	Cu	Fe	Pb	Mn	Ni	Zn
Absorbance	-0.0004	0.0002	0.0007	0.0002	-0.0016	-0.0001	-0.0004	-0.0001
	0.0002	-0.0005	0.0010	0.0007	0.0000	-0.0003	0.0007	-0.0014
	-0.0002	0.0001	0.0008	0.0000	-0.0001	-0.0003	-0.0012	-0.0006
	0.0000	-0.0007	0.0007	0.0000	-0.0005	-0.0004	-0.0004	-0.0012
	0.0001	0.0004	0.0013	0.0014	-0.0001	-0.0001	0.0003	-0.0008
	0.0000	-0.0004	0.0003	-0.0012	-0.0005	-0.0007	-0.0004	-0.0008
	0.0000	-0.0009	0.0009	-0.0002	-0.0010	-0.0008	0.0007	-0.0003
	-0.0004	-0.0003	0.0015	0.0010	-0.0005	-0.0003	-0.0002	-0.0004
	0.0004	0.0008	0.0014	-0.0004	-0.0014	0.0005	-0.0006	-0.0003
	-0.0006	-0.0013	0.0012	-0.0006	-0.0006	-0.0006	-0.0007	-0.0007
	0.0005	-0.0003	0.0014	-0.0004	-0.0008	-0.0003	-0.0006	-0.0011
	-0.0007	-0.0014	0.0004	-0.0001	-0.0001	0.0000	0.0000	-0.0003
	0.0008	0.0004	0.0005	-0.0006	-0.0008	0.0000	-0.0005	-0.0009
	0.0011	0.0002	0.0005	0.0017	-0.0016	-0.0008	0.0004	-0.0005
	0.0002	0.0010	0.0014	-0.0002	-0.0010	-0.0010	0.0002	-0.0001
	0.0001	-0.0011	0.0011	-0.0003	-0.0011	-0.0003	-0.0008	-0.0012
	0.0000	-0.0015	0.0009	-0.0010	-0.0011	-0.0013	0.0000	-0.0004
	0.0015	-0.0012	0.0005	0.0002	-0.0017	-0.0001	0.0005	-0.0002
	0.0006	0.0014	0.0010	0.0002	-0.0003	0.0001	-0.0006	-0.0010
	0.0001	0.0003	0.0003	-0.0001	-0.0004	-0.0002	-0.0001	-0.0001
Average Absorbance	0.000	0.000	0.001	0.000	-0.001	0.000	0.000	-0.001
Standard Deviation	0.0005	0.0008	0.0004	0.0007	0.0005	0.0004	0.0005	0.0004

Continue 2 / 5

INDUSTRIAL METROLOGY AND TESTING SERVICE CENTRE

The results relate only to the items tested/calibrated or value assigned.

Advertising the Report/Certificate and publicity of the results except in full are prohibited unless written permission is obtained from the governor of TISTR.

FM.BL.MTC.002 Rev.4

Head Office

35 Mu 3 Tambon Khlong Ha, Amphoe Khlong Luang,
Changwat Pathumthani 12120, Thailand

Tel. (66) 0 2577 9000

Fax. (66) 0 2577 9009

E-mail : rumpai@tistr.or.th Website:www.tistr.or.th

Office/Laboratory

Soi 1C, Bangpoo Industrial Estate, Sukhumvit Road,
Amphoe Muang, Changwat Samutprakan 10280, Thailand

Tel. (66) 0 2323 1672-80 ext. 115, 116

Fax. (66) 0 2323 9165

E-mail : mtc@tistr.or.th

Office

196 Phahonyothin Road, Chatuchak, Bangkok 10900,
Thailand

Tel. (66) 0 2577 8592

Fax. (66) 0 2577 8592

E-mail : sumalee@tistr.or.th

เอกสารไม่ควบคุม

Request No. 25-65 / 0398

2 / 5

MTC. ACL. No. 486 / 65

2. Precision

Element	Conc. (mg/l)	Absorbance										Ave. Abs.	SD	%RSD
Cd	0.02	0.0074	0.0062	0.0065	0.0062	0.0070	0.0068	0.0070	0.0065	0.0065	0.0069	0.007	0.0004	5.76
	0.30	0.0952	0.0959	0.0951	0.0957	0.0952	0.0950	0.0952	0.0948	0.0956	0.0943	0.095	0.0005	0.49
	0.70	0.2213	0.2180	0.2203	0.2208	0.2234	0.2211	0.2196	0.2219	0.2201	0.2194	0.221	0.0015	0.67
Cr	0.10	0.0096	0.0098	0.0097	0.0102	0.0106	0.0097	0.0098	0.0099	0.0103	0.0093	0.010	0.0004	3.83
	0.30	0.0309	0.0302	0.0300	0.0316	0.0306	0.0299	0.0309	0.0297	0.0311	0.0296	0.030	0.0007	2.20
	0.70	0.0659	0.0667	0.0664	0.0648	0.0656	0.0662	0.0658	0.0638	0.0638	0.0669	0.066	0.0011	1.70
Cu	0.05	0.0080	0.0075	0.0078	0.0075	0.0077	0.0081	0.0080	0.0075	0.0074	0.0076	0.008	0.0003	3.26
	0.30	0.0417	0.0419	0.0412	0.0421	0.0424	0.0420	0.0423	0.0418	0.0415	0.042	0.042	0.0006	1.47
	0.70	0.0969	0.0965	0.0972	0.0957	0.0961	0.0958	0.0961	0.0963	0.0959	0.0972	0.096	0.0006	0.58
Fe	0.10	0.0090	0.0105	0.0078	0.0099	0.0091	0.0093	0.0096	0.0094	0.0093	0.0084	0.009	0.0007	8.11
	0.50	0.0462	0.0470	0.0464	0.0464	0.0467	0.0462	0.0467	0.0460	0.0468	0.0466	0.047	0.0003	0.67
	1.00	0.0867	0.0886	0.0910	0.0892	0.0897	0.0873	0.0892	0.0885	0.0888	0.0874	0.089	0.0013	1.43
Pb	0.20	0.0091	0.0095	0.0088	0.0087	0.0082	0.0094	0.0090	0.0087	0.0082	0.0090	0.009	0.0004	4.94
	0.70	0.0322	0.0321	0.0324	0.0318	0.0335	0.0326	0.0327	0.0315	0.0336	0.0321	0.032	0.0007	2.09
	1.50	0.0653	0.0645	0.0663	0.0664	0.0652	0.0671	0.0662	0.0666	0.0657	0.0648	0.066	0.0008	1.28
Mn	0.05	0.0092	0.0092	0.0097	0.0087	0.0085	0.0079	0.0096	0.0085	0.0084	0.0099	0.009	0.0007	7.33
	0.30	0.0616	0.0630	0.0632	0.0633	0.0634	0.0628	0.0640	0.0633	0.0640	0.0629	0.063	0.0007	1.08
	0.70	0.1396	0.1366	0.1386	0.1377	0.1386	0.1386	0.1396	0.1380	0.1374	0.1383	0.138	0.0009	0.67
Ni	0.10	0.0102	0.0092	0.0097	0.0104	0.0091	0.0105	0.0105	0.0096	0.0098	0.0102	0.010	0.0005	5.22
	0.50	0.0488	0.0489	0.0489	0.0495	0.0484	0.0490	0.0481	0.0492	0.0495	0.0492	0.049	0.0004	0.91
	1.00	0.0976	0.0979	0.0975	0.0992	0.0977	0.0973	0.0986	0.0962	0.0985	0.0982	0.098	0.0008	0.85
Zn	0.05	0.0340	0.0349	0.0340	0.0352	0.0337	0.0351	0.0344	0.0346	0.0349	0.0343	0.035	0.0005	1.49
	0.30	0.1669	0.1653	0.1628	0.1642	0.1657	0.1637	0.1659	0.1652	0.1654	0.1657	0.165	0.0012	0.72
	0.70	0.3456	0.3467	0.3445	0.3430	0.3422	0.3444	0.3437	0.3438	0.3435	0.3438	0.344	0.0013	0.37

Continue 3 / 5

INDUSTRIAL METROLOGY AND TESTING SERVICE CENTRE

The results relate only to the items tested/calibrated or value assigned.

Advertising the Report/Certificate and publicity of the results except in full are prohibited unless written permission is obtained from the governor of TISTR.

Head Office
35 Mu 3 Tambon Khlong Ha, Amphoe Khlong Luang,
Changwat Pathumthani 12120, Thailand
Tel. (66) 0 2577 9000
Fax. (66) 0 2577 9009
E-mail : rumpai@tistr.or.th Website:www.tistr.or.th

Office/Laboratory
Soi 1C, Bangpoo Industrial Estate, Sukhumvit Road,
Amphoe Muang, Changwat Samutprakan 10280, Thailand
Tel. (66) 0 2323 1672-80 ext. 115, 116
Fax. (66) 0 2323 9165
E-mail : mtc@tistr.or.th

Office
196 Phahonyothin Road, Chatuchak, Bangkok 10900,
Thailand
Tel. (66) 0 2577 9000
Fax. (66) 0 2577 8592
E-mail : sumalee@tistr.or.th

FM.BL.MTC.002 Rev.4



เอกสารไม่ควบคุม

Request No. 25-65 / 0398

3 / 5

MTC. ACL. No. 486 / 65

3. Trueness

3.1 Reading on wavelength- Cadmium(Cd) at 228.8 nm.

Element	Standard Value of RM (mg/l)	Reading (mg/l)	Error of Measurement (mg/l)	Error of Measurement (%)	Uncertainty (mg/l)
Cd	0.02004	0.019	-0.001	5.19	± 0.004
	0.30060	0.291	-0.010	3.19	± 0.006
	0.70140	0.678	-0.023	3.34	± 0.012

3.2 Reading on wavelength- Chromium (Cr) at 357.9 nm.

Element	Standard Value of RM (mg/l)	Reading (mg/l)	Error of Measurement (mg/l)	Error of Measurement (%)	Uncertainty (mg/l)
Cr	0.1002	0.101	0.001	0.80	± 0.007
	0.3006	0.298	-0.003	0.86	± 0.012
	0.7014	0.635	-0.066	9.47	± 0.023

3.3 Reading on wavelength- Copper (Cu) at 324.7 nm.

Element	Standard Value of RM (mg/l)	Reading (mg/l)	Error of Measurement (mg/l)	Error of Measurement (%)	Uncertainty (mg/l)
Cu	0.0502	0.046	-0.004	8.37	± 0.004
	0.3012	0.295	-0.006	2.06	± 0.010
	0.7028	0.694	-0.009	1.25	± 0.021

Continue 4 / 5

INDUSTRIAL METROLOGY AND TESTING SERVICE CENTRE

The results relate only to the items tested/calibrated or value assigned.

Advertising the Report/Certificate and publicity of the results except in full are prohibited unless written permission is obtained from the governor of TISTR.

Head Office
35 Mu 3 Tambon Khlong Ha, Amphoe Khlong Luang,
Changwat Pathumthani 12120, Thailand
Tel. (66) 0 2577 9000
Fax. (66) 0 2577 9009
E-mail : rumpai@tistr.or.th Website:www.tistr.or.th

Office/Laboratory
Soi 1C, Bangpoo Industrial Estate, Sukhumvit Road,
Amphoe Muang, Changwat Samutprakan 10280, Thailand
Tel. (66) 0 2323 1672-80 ext. 115, 116
Fax. (66) 0 2323 9165
E-mail : mtc@tistr.or.th

Office
196 Phahonyothin Road, Chatuchak, Bangkok 10900,
Thailand
Tel. (66) 0 2577 9000
Fax. (66) 0 2577 8592
E-mail : sumalee@tistr.or.th

FM.BL.MTC.002 Rev.4



เอกสารไม่ควบคุม

Request No. 25-65 / 0398

4 / 5

MTC. ACL. No. 486 / 65

3.4 Reading on wavelength- Iron (Fe) at 248.3 nm.

Element	Standard Value of RM (mg/L)	Reading (mg/L)	Error of Measurement (mg/L)	Error of Measurement (%)	Uncertainty (mg/L)
Fe	0.1003	0.106	0.006	5.68	± 0.008
	0.5015	0.522	0.021	4.09	± 0.017
	1.0030	0.993	-0.010	1.00	± 0.032

3.5 Reading on wavelength- Lead (Pb) at 217.0 nm.

Element	Standard Value of RM (mg/L)	Reading (mg/L)	Error of Measurement (mg/L)	Error of Measurement (%)	Uncertainty (mg/L)
Pb	0.1988	0.197	-0.002	0.91	± 0.014
	0.6958	0.722	0.026	3.77	± 0.022
	1.4910	1.463	-0.028	1.88	± 0.041

3.6 Reading on wavelength- Manganese (Mn) at 279.5 nm.

Element	Standard Value of RM (mg/L)	Reading (mg/L)	Error of Measurement (mg/L)	Error of Measurement (%)	Uncertainty (mg/L)
Mn	0.04955	0.054	0.004	8.98	± 0.004
	0.29730	0.317	0.0197	6.63	± 0.006
	0.69370	0.682	-0.0117	1.69	± 0.012

Continue 5 / 5

INDUSTRIAL METROLOGY AND TESTING SERVICE CENTRE

The results relate only to the items tested/calibrated or value assigned.

Advertising the Report/Certificate and publicity of the results except in full are prohibited unless written permission is obtained from the governor of TISTR.



FM.BL.MTC.002 Rev.4

Head Office
35 Mu 3 Tambon Khlong Ha, Amphoe Khlong Luang,
Changwat Pathumthani 12120, Thailand
Tel. (66) 0 2577 9000
Fax. (66) 0 2577 9009
E-mail : rumpai@tistr.or.th Website:www.tistr.or.th

Office/Laboratory
Soi 1C, Bangpoo Industrial Estate, Sukhumvit Road,
Amphoe Muang, Changwat Samutprakan 10280, Thailand
Tel. (66) 0 2323 1672-80 ext. 115, 116
Fax. (66) 0 2323 9165
E-mail : mtc@tistr.or.th

Office
196 Phahonyothin Road, Chatuchak, Bangkok 10900,
Thailand
Tel. (66) 0 2577 9000
Fax. (66) 0 2577 8592
E-mail : sumalee@tistr.or.th

เอกสารไม่ควบคุม

Request No. 25-65 / 0398

5 / 5

MTC. ACL. No. 486 / 65

3.7 Reading on wavelength- Nickel (Ni) at 232.0 nm.

Element	Standard Value of RM (mg/L)	Reading (mg/L)	Error of Measurement (mg/L)	Error of Measurement (%)	Uncertainty (mg/L)
Ni	0.099	0.102	0.003	3.03	± 0.007
	0.495	0.489	-0.006	1.21	± 0.010
	0.990	0.975	-0.015	1.52	± 0.020

3.8 Reading on wavelength- Zinc (Zn) at 213.9 nm.

Element	Standard Value of RM (mg/L)	Reading (mg/L)	Error of Measurement (mg/L)	Error of Measurement (%)	Uncertainty (mg/L)
Zn	0.050	0.050	0.000	0.00	± 0.012
	0.300	0.307	0.007	2.33	± 0.011
	0.700	0.660	-0.040	5.71	± 0.015

Remark : The reported uncertainty is an expanded uncertainty calculated using a coverage factor of 2 (k = 2)

which gives a level of confidence of approximately 95%

Calibrated by.....*Danai Srithongkum*.....


(Mr. Danai Srithongkum)

Approved by.....*Silpa D.*.....

(Mrs. Thippaya Junvee Fortune)

Director of Analytical Chemistry Laboratory

Calibration date : 3 February 2022



INDUSTRIAL METROLOGY AND TESTING SERVICE CENTRE

The results relate only to the items tested/calibrated or value assigned.

Advertising the Report/Certificate and publicity of the results except in full are prohibited unless written permission is obtained from the governor of TISTR.

FM.BL.MTC.002 Rev.4

Head Office
35 Mu 3 Tambon Khlong Ha, Amphoe Khlong Luang,
Changwat Pathumthani 12120, Thailand
Tel. (66) 0 2577 9000
Fax. (66) 0 2577 9009
E-mail : rumpai@tistr.or.th Website:www.tistr.or.th


Office/Laboratory
Soi 1C, Bangpoo Industrial Estate, Sukhumvit Road,
Amphoe Muang, Changwat Samutprakan 10280, Thailand
Tel. (66) 0 2323 1672-80 ext. 115, 116
Fax. (66) 0 2323 9165
E-mail : mtc@tistr.or.th

Office
196 Phahonyothin Road, Chatuchak, Bangkok 10900,
Thailand
Tel. (66) 0 2577 9000
Fax. (66) 0 2577 8592
E-mail : sumalee@tistr.or.th

เอกสารไม่ควบคุม

DQE Services

DQE Services Co.,Ltd.
32 Soi Ladprao-Wanghin 55, Ladprao-Wanghin Rd., Ladprao, Bangkok 10230
Phone : +66 (0)2 538 2054, Email : dqeservicesinfo@gmail.com



NSC-TISI-TIS 17025
CALIBRATION 0404

CERTIFICATE OF CALIBRATION

Certificate No. : SP23-008

Page 1 of 5

Customer : United Analyst and Engineering Consultant Co.,Ltd. (Head Office)

Address : 3 Soi Udomsuk 41, Sukhumvit Road, Bangchak, Phrakhanong, Bangkok 10260

Location of calibration : Laboratory 213

Equipment : UV-Vis Spectrophotometer

Manufacturer : Hitachi

Model : U-2900

Serial No. : 21E22-009

ID No. : UAE.WAT.051/2564

Received Date : 6 January 2023

Calibration Date : 6 January 2023

Issue Date : 10 January 2023

Condition Instrument : Used

Calibrated by : _____

Approved by : _____

(Mr.Tanawut Rittidach)

(Ms. Chonthicha Sangngern)

Technical Manager

Quality Manager


The calibration result is applied only to the above calibrated item and was found accurate as shown on date and place of calibration only.

The measurement capability of the laboratory and its traceability to recognized national standards and to the unit of measurement realized at the corresponding national standards laboratory. This certificate may not be reproduced other than in full except with the prior written approval of the DQE Services Co., Ltd.

FM-708-02 R01 1/11/2021

DQE Services

DQE Services Co.,Ltd.
32 Soi Ladprao-Wanghin 55, Ladprao-Wanghin Rd., Ladprao, Bangkok 10230
Phone : +66 (0)2 538 2054, Email : dqeservicesinfo@gmail.com



NSC-TISI-TIS 17025
CALIBRATION 0404

REPORT OF CALIBRATION

Certificate No. : SP23-008

Page 2 of 5

Environment Condition : Ambient Temperature 25 ± 5 °C

Relative humidity 55 ± 20 %RH

Calibration method : In-house method CP-01 Based on ASTM E275-08

Certified Reference Materials :

Material	Serial No.	Certificate No.	Due date
Absorbance Standard set	25760	95935	22 October 2023
Absorbance Standard set	25757	95929	22 October 2023
Wavelength Standard set	25806	95916	22 October 2023
Wavelength Standard set	25758	95915	22 October 2023

Traceability : This certification is traceable to the International System of Unit maintained at National -
Institute of Standards and Technology (NIST) through Starna Scientific Limited

Spectral Band Width of UUC : 1.5 nm.

Scan Speed of UUC : 200 nm/min

Scan Interval of UUC : 0.1 nm.

Resolution of UUC : Photometric 0.001 Abs.

Wavelength 0.1 nm.

FM-708-02 R01 1/11/2021


DQE

Services

DQE Services Co.,Ltd.

32 Soi Ladprao-Wanghin 55, Ladprao-Wanghin Rd., Ladprao, Ladprao, Bangkok 10230

Phone : +66 (0)2 538 2054, Email : dqeservicesinfo@gmail.com



REPORT OF CALIBRATION

Certificate No. : SP23-008

Page 3 of 5

Calibration Results : Without adjustment

Photometric Accuracy :

Wavelength (nm.)	CRMs Values (Abs)	UUC Reading (Abs)	Correction (Abs)	Uncertainty (Abs)	Coverage factor k
420	0.0000	0.000	0.0000	0.0028	2.00
	0.5787	0.574	0.0047	0.0031	2.00
	1.0490	1.044	0.0050	0.0029	2.00
	2.1900	2.182	0.0080	0.0080	2.00
440	0.0000	0.000	0.0000	0.0028	2.00
	0.5607	0.558	0.0027	0.0034	2.00
	1.0247	1.021	0.0037	0.0035	2.00
	2.1229	2.114	0.0089	0.0079	2.00
465	0.0000	0.000	0.0000	0.0028	2.00
	0.5236	0.520	0.0036	0.0030	2.00
	0.9634	0.960	0.0034	0.0029	2.00
	1.9763	1.969	0.0073	0.0070	2.00
546.1	0.0000	0.000	0.0000	0.0028	2.00
	0.5191	0.516	0.0031	0.0031	2.00
	1.0003	0.997	0.0033	0.0033	2.00
	1.9987	1.991	0.0077	0.0084	2.00
590	0.0000	0.000	0.0000	0.0028	2.00
	0.5523	0.550	0.0023	0.0030	2.00
	1.0809	1.078	0.0029	0.0030	2.00
	2.0391	2.032	0.0071	0.0080	2.00
635	0.0000	0.000	0.0000	0.0028	2.00
	0.5601	0.558	0.0021	0.0031	2.00
	1.0512	1.049	0.0022	0.0030	2.00
	1.9294	1.922	0.0074	0.0079	2.00


DQE

Services

DQE Services Co.,Ltd.

32 Soi Ladprao-Wanghin 55, Ladprao-Wanghin Rd., Ladprao, Bangkok 10230

Phone : +66 (0)2 538 2054, Email : dqeservicesinfo@gmail.com



NSC-TISI-TIS 17025
CALIBRATION 0404

REPORT OF CALIBRATION

Certificate No. : SP23-008

Page 4 of 5

Photometric Accuracy :

Wavelength (nm.)	CRMs Values (Abs)	UUC Reading (Abs)	Correction (Abs)	Uncertainty (Abs)	Coverage factor k
235	0.0000	0.000	0.0000	0.0050	2.00
	0.7478	0.744	0.0038	0.0057	2.00
257	0.0000	0.000	0.0000	0.0050	2.00
	0.8686	0.863	0.0056	0.0059	2.00
313	0.0000	0.000	0.0000	0.0050	2.00
	0.2912	0.290	0.0012	0.0051	2.00
350	0.0000	0.000	0.0000	0.0050	2.00
	0.6448	0.639	0.0058	0.0055	2.00

REPORT OF CALIBRATION

Certificate No. : SP23-008

Page 5 of 5

Wavelength Accuracy :

CRMs Values (nm.)	UUC Reading (nm.)	Correction (nm.)	Uncertainty (nm.)	Coverage factor k
241.72	241.0	0.72	0.18	2.00
279.45	278.8	0.65	0.18	2.00
287.81	287.9	-0.09	0.18	2.00
334.06	333.5	0.56	0.18	2.00
360.93	360.5	0.43	0.18	2.00
418.59	418.0	0.59	0.18	2.00
445.94	445.8	0.14	0.18	2.00
453.66	453.0	0.66	0.18	2.00
460.02	459.5	0.52	0.18	2.00
536.59	536.5	0.09	0.18	2.00
637.98	638.0	-0.02	0.18	2.00
431.38	430.6	0.78	0.18	2.00
472.50	472.0	0.50	0.18	2.00
513.47	513.0	0.47	0.18	2.00
528.88	528.5	0.38	0.18	2.00
573.17	573.7	-0.53	0.18	2.00
585.35	585.0	0.35	0.20	2.00
684.40	684.0	0.40	0.18	2.00
740.72	740.5	0.22	0.20	2.00
748.55	748.5	0.05	0.18	2.00
807.03	807.0	0.03	0.18	2.00
879.28	879.5	-0.22	0.18	2.00

Remark : - UUC = Unit Under Calibration

- N/A = Not Available

- The result expanded uncertainty of measurement U is stated as the standard uncertainty of measurement multiplied by the coverage factor k,

which for a normal distribution corresponds to a coverage probability of approximately 95%

- * Indicates non TISI accredited

- End of Certificate -

CERTIFICATE OF CALIBRATION

Certificate No. : SP23-007

Page 1 of 5

Customer : United Analyst and Engineering Consultant Co.,Ltd. (Head Office)

Address : 3 Soi Udomsuk 41, Sukhumvit Road, Bangchak, Phrakhanong, Bangkok 10260

Location of calibration : Laboratory 315

Equipment : UV-Vis Spectrophotometer

Manufacturer : Hitachi

Model : U-1900

Serial No. : 2021-064

ID No. : UAE.WAS.006/2552

Received Date : 6 January 2023

Calibration Date : 6 January 2023

Issue Date : 10 January 2023

Condition Instrument : Used

Calibrated by :

Approved by :

(Mr.Tanawut Rittidach)

(Ms. Chonthicha Sangngern)

Technical Manager

Quality Manager

The calibration result is applied only to the above calibrated item and was found accurate as shown on date and place of calibration only.

The measurement capability of the laboratory and its traceability to recognized national standards and to the unit of measurement realized at the corresponding national standards laboratory. This certificate may not be reproduced other than in full except with the prior written approval of the DQE Services Co., Ltd.

REPORT OF CALIBRATION

Certificate No. : SP23-007

Page 2 of 5

Environment Condition : Ambient Temperature 25 ± 5 °C

Relative humidity 55 ± 20 %RH

Calibration method : In-house method CP-01 Based on ASTM E275-08

Certified Reference Materials :

Material	Serial No.	Certificate No.	Due date
Absorbance Standard set	25760	95935	22 October 2023
Absorbance Standard set	25757	95929	22 October 2023
Wavelength Standard set	25806	95916	22 October 2023
Wavelength Standard set	25758	95915	22 October 2023

Traceability : This certification is traceable to the International System of Unit maintained at National -

Institute of Standards and Technology (NIST) through Starna Scientific Limited

Spectral Band Width of UUC : 4.0 nm.

Scan Speed of UUC : 200 nm/min

Scan Interval of UUC : 0.1 nm.

Resolution of UUC : Photometric 0.001 Abs.

Wavelength 0.1 nm.

REPORT OF CALIBRATION

Certificate No. : SP23-007

Page 3 of 5

Calibration Results : Without adjustment

Photometric Accuracy :

Wavelength (nm.)	CRMs Values (Abs)	UUC Reading (Abs)	Correction (Abs)	Uncertainty (Abs)	Coverage factor k
420	0.0000	0.000	0.0000	0.0028	2.00
	0.5787	0.575	0.0037	0.0031	2.00
	1.0490	1.044	0.0050	0.0029	2.00
	2.1900	2.181	0.0090	0.0080	2.00
440	0.0000	0.000	0.0000	0.0028	2.00
	0.5607	0.558	0.0027	0.0034	2.00
	1.0247	1.021	0.0037	0.0035	2.00
	2.1229	2.115	0.0079	0.0081	2.00
465	0.0000	0.000	0.0000	0.0028	2.00
	0.5236	0.520	0.0036	0.0030	2.00
	0.9634	0.961	0.0024	0.0029	2.00
	1.9763	1.968	0.0083	0.0070	2.00
546.1	0.0000	0.000	0.0000	0.0028	2.00
	0.5191	0.518	0.0011	0.0031	2.00
	1.0003	1.000	0.0003	0.0033	2.00
	1.9987	1.993	0.0057	0.0084	2.00
590	0.0000	0.000	0.0000	0.0028	2.00
	0.5523	0.552	0.0003	0.0030	2.00
	1.0809	1.082	-0.0011	0.0030	2.00
	2.0391	2.031	0.0081	0.0080	2.00
635	0.0000	0.000	0.0000	0.0028	2.00
	0.5601	0.562	-0.0019	0.0032	2.00
	1.0512	1.052	-0.0008	0.0030	2.00
	1.9294	1.923	0.0064	0.0079	2.00

REPORT OF CALIBRATION

Certificate No. : SP23-007

Page 4 of 5

Photometric Accuracy :

Wavelength (nm.)	CRMs Values (Abs)	UUC Reading (Abs)	Correction (Abs)	Uncertainty (Abs)	Coverage factor k
235	0.0000	0.000	0.0000	0.0050	2.00
	0.7478	0.743	0.0048	0.0057	2.00
257	0.0000	0.000	0.0000	0.0050	2.00
	0.8686	0.861	0.0076	0.0059	2.00
313	0.0000	0.000	0.0000	0.0050	2.00
	0.2912	0.291	0.0002	0.0051	2.00
350	0.0000	0.000	0.0000	0.0050	2.00
	0.6448	0.639	0.0058	0.0055	2.00

REPORT OF CALIBRATION

Certificate No. : SP23-007

Page 5 of 5

Wavelength Accuracy :

CRMs Values (nm.)	UUC Reading (nm.)	Correction (nm.)	Uncertainty (nm.)	Coverage factor k
241.54	240.8	0.74	0.18	2.00
279.40	278.5	0.90	0.18	2.00
288.70	288.0	0.70	0.18	2.00
334.22	333.5	0.72	0.18	2.00
361.26	360.5	0.76	0.18	2.00
418.48	417.8	0.68	0.21	2.00
446.70	445.9	0.80	0.18	2.00
453.20	452.5	0.70	0.18	2.00
460.06	459.5	0.56	0.18	2.00
536.90	536.0	0.90	0.18	2.00
637.94	637.1	0.84	0.18	2.00
440.74	440.0	0.74	0.18	2.00
472.22	471.5	0.72	0.18	2.00
513.70	513.0	0.70	0.18	2.00
528.72	528.0	0.72	0.18	2.00
574.60	574.0	0.60	0.18	2.00
585.48	584.6	0.88	0.20	2.00
684.63	684.0	0.63	0.18	2.00
740.27	740.0	0.27	0.20	2.00
748.28	747.5	0.78	0.18	2.00
807.16	806.5	0.66	0.18	2.00
879.70	879.0	0.70	0.18	2.00

Remark : - UUC = Unit Under Calibration

- N/A = Not Available

- The result expanded uncertainty of measurement U is stated as the standard uncertainty of measurement multiplied by the coverage factor k,

which for a normal distribution corresponds to a coverage probability of approximately 95%

- * Indicates non TISI accredited

- End of Certificate -